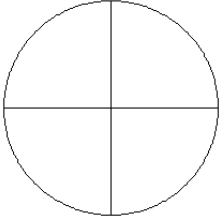


Fraction Models (A)

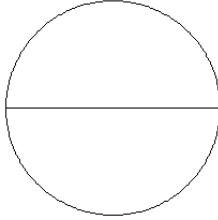
Color sections of each circle to model each fraction.

1.



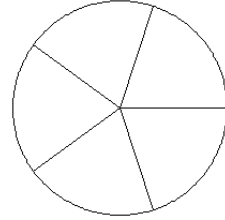
$\frac{3}{4}$

2.



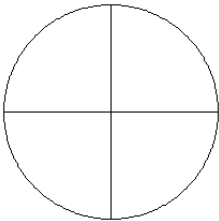
$\frac{1}{2}$

3.



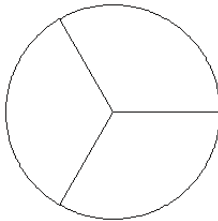
$\frac{2}{5}$

4.



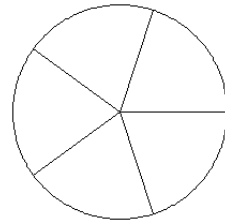
$\frac{2}{4}$

5.



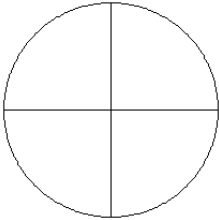
$\frac{1}{3}$

6.



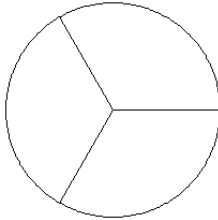
$\frac{4}{5}$

7.



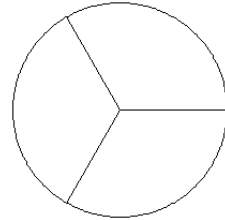
$\frac{1}{4}$

8.



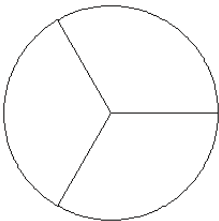
$\frac{0}{3}$

9.



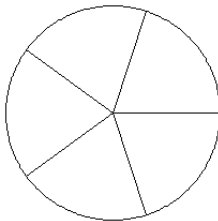
$\frac{2}{3}$

10.



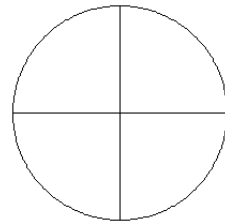
$\frac{2}{3}$

11.



$\frac{1}{5}$

12.

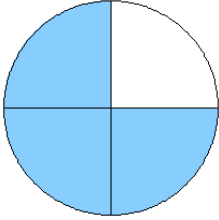


$\frac{3}{4}$

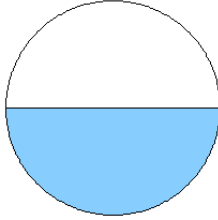
Fraction Models (A) Answers

Color sections of each circle to model each fraction.

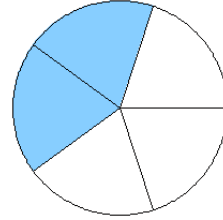
1.



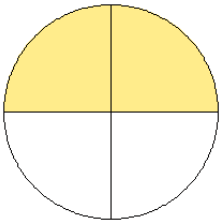
2.



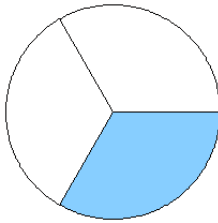
3.



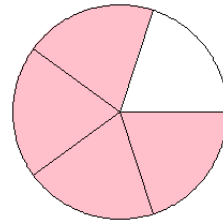
4.



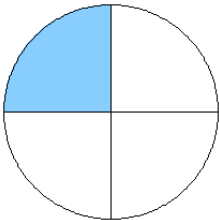
5.



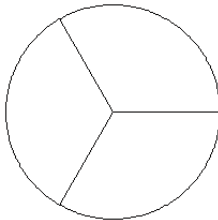
6.



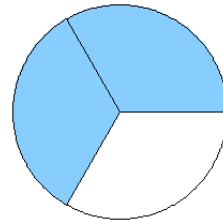
7.



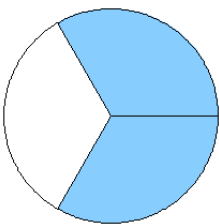
8.



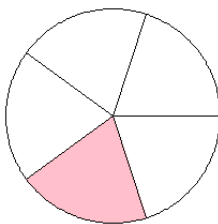
9.



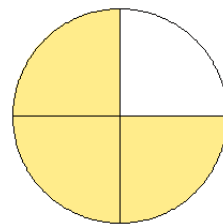
10.



11.



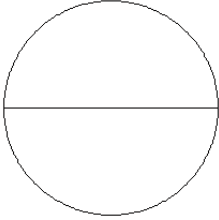
12.



Fraction Models (B)

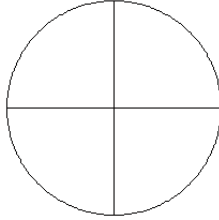
Color sections of each circle to model each fraction.

1.



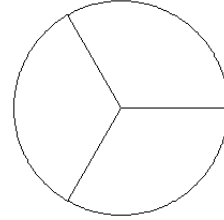
$$\frac{2}{2}$$

2.



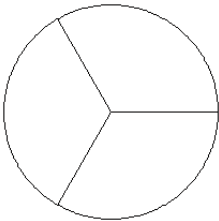
$$\frac{2}{4}$$

3.



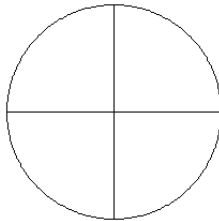
$$\frac{2}{3}$$

4.



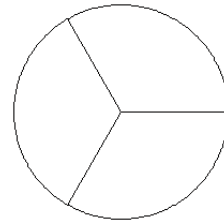
$$\frac{1}{3}$$

5.



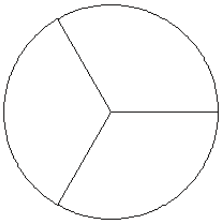
$$\frac{1}{4}$$

6.



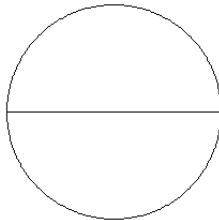
$$\frac{0}{3}$$

7.



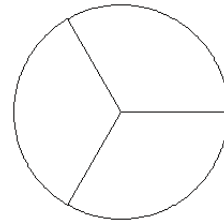
$$\frac{2}{3}$$

8.



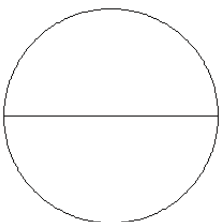
$$\frac{1}{2}$$

9.



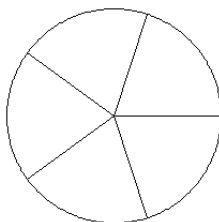
$$\frac{2}{3}$$

10.



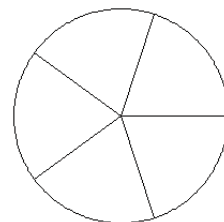
$$\frac{1}{2}$$

11.



$$\frac{1}{5}$$

12.

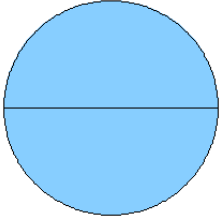


$$\frac{4}{5}$$

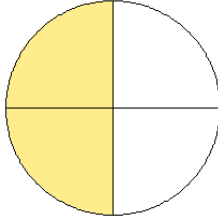
Fraction Models (B) Answers

Color sections of each circle to model each fraction.

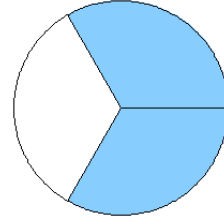
1.



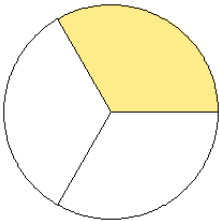
2.



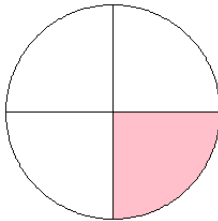
3.



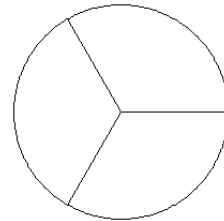
4.



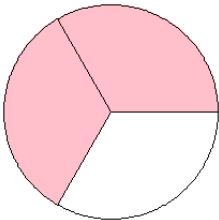
5.



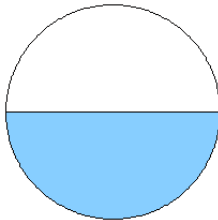
6.



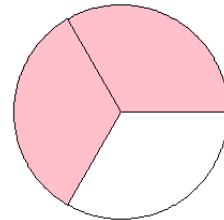
7.



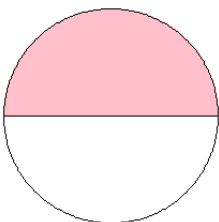
8.



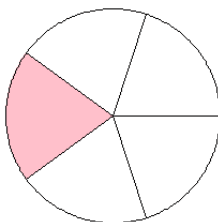
9.



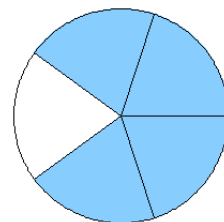
10.



11.



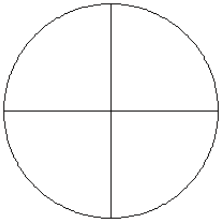
12.



Fraction Models (C)

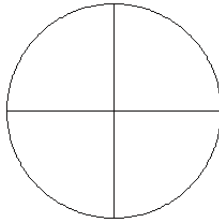
Color sections of each circle to model each fraction.

1.



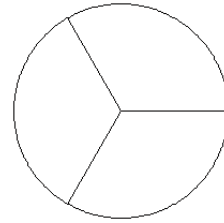
$\frac{1}{4}$

2.



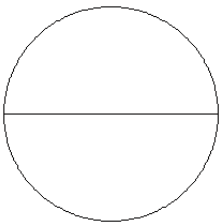
$\frac{1}{4}$

3.



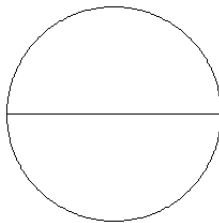
$\frac{1}{3}$

4.



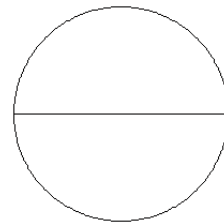
$\frac{1}{2}$

5.



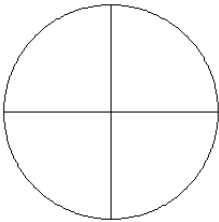
$\frac{0}{2}$

6.



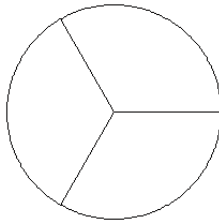
$\frac{0}{2}$

7.



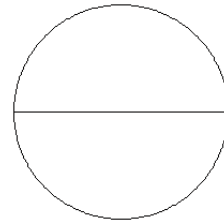
$\frac{2}{4}$

8.



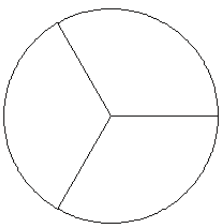
$\frac{2}{3}$

9.



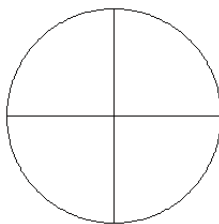
$\frac{0}{2}$

10.



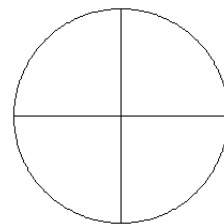
$\frac{1}{3}$

11.



$\frac{3}{4}$

12.

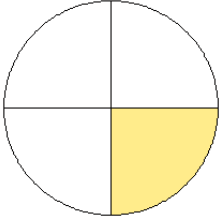


$\frac{2}{4}$

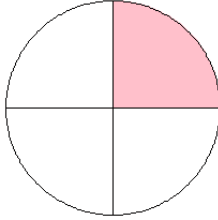
Fraction Models (C) Answers

Color sections of each circle to model each fraction.

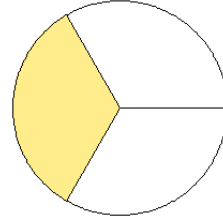
1.



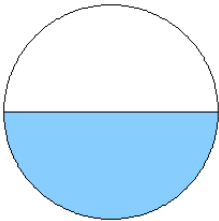
2.



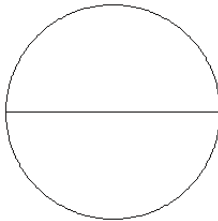
3.



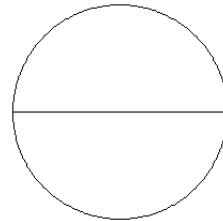
4.



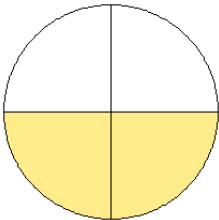
5.



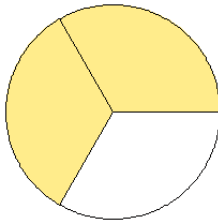
6.



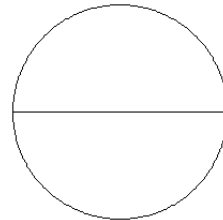
7.



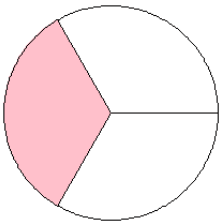
8.



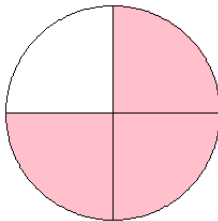
9.



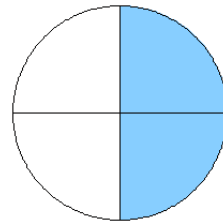
10.



11.



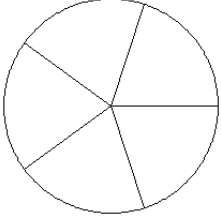
12.



Fraction Models (D)

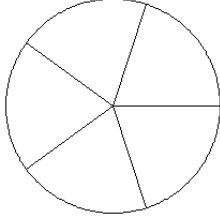
Color sections of each circle to model each fraction.

1.



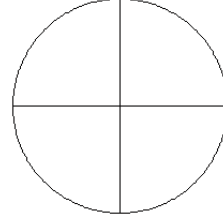
$$\frac{2}{5}$$

2.



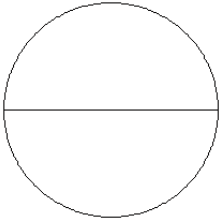
$$\frac{2}{5}$$

3.



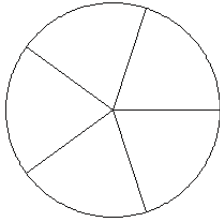
$$\frac{3}{4}$$

4.



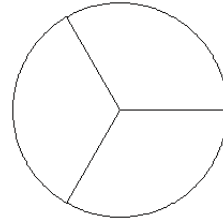
$$\frac{0}{2}$$

5.



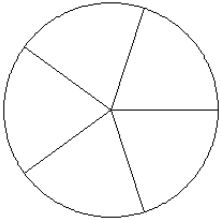
$$\frac{2}{5}$$

6.



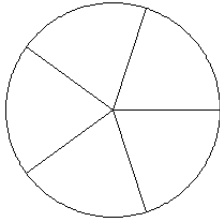
$$\frac{1}{3}$$

7.



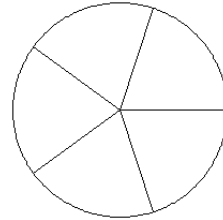
$$\frac{3}{5}$$

8.



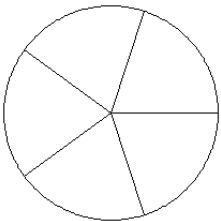
$$\frac{2}{5}$$

9.



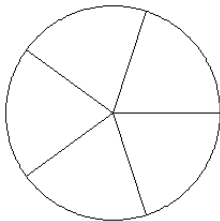
$$\frac{2}{5}$$

10.



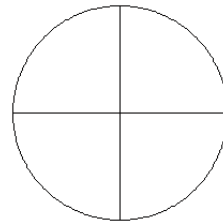
$$\frac{4}{5}$$

11.



$$\frac{3}{5}$$

12.

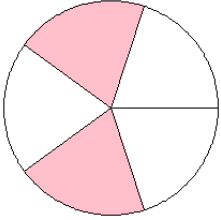


$$\frac{2}{4}$$

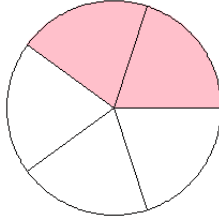
Fraction Models (D) Answers

Color sections of each circle to model each fraction.

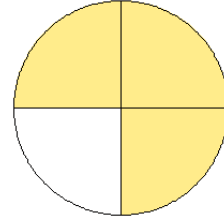
1.



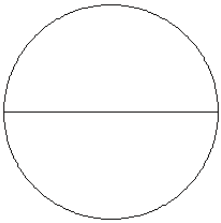
2.



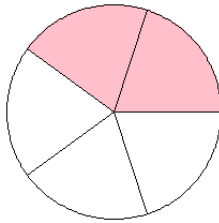
3.



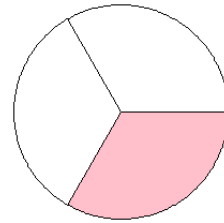
4.



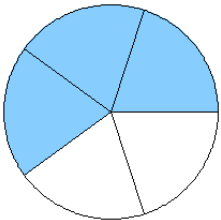
5.



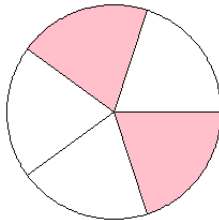
6.



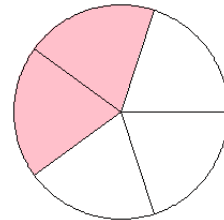
7.



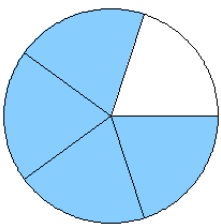
8.



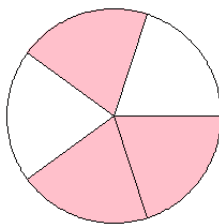
9.



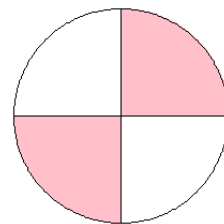
10.



11.



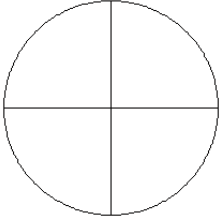
12.



Fraction Models (E)

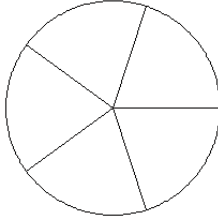
Color sections of each circle to model each fraction.

1.



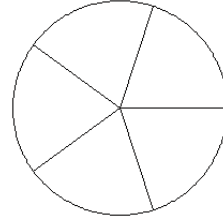
$$\frac{3}{4}$$

2.



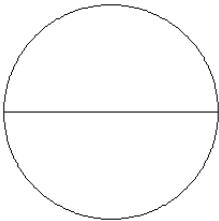
$$\frac{3}{5}$$

3.



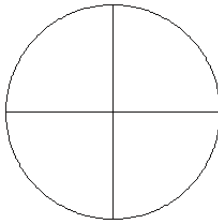
$$\frac{5}{5}$$

4.



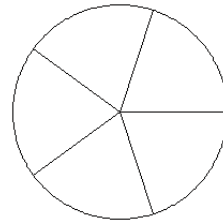
$$\frac{0}{2}$$

5.



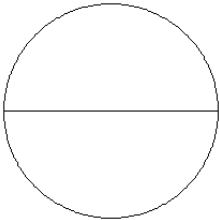
$$\frac{0}{4}$$

6.



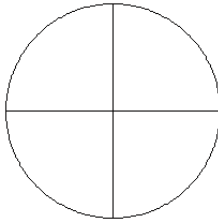
$$\frac{3}{5}$$

7.



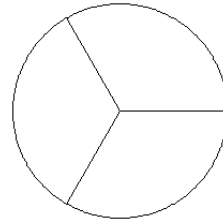
$$\frac{2}{2}$$

8.



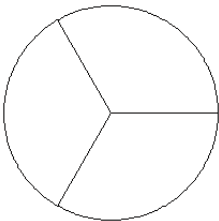
$$\frac{3}{4}$$

9.



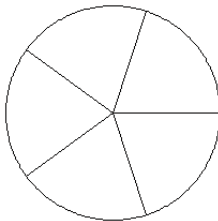
$$\frac{2}{3}$$

10.



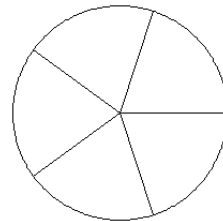
$$\frac{2}{3}$$

11.



$$\frac{1}{5}$$

12.

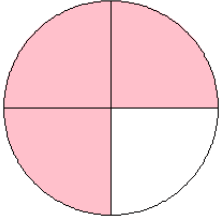


$$\frac{1}{5}$$

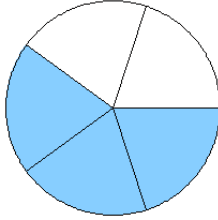
Fraction Models (E) Answers

Color sections of each circle to model each fraction.

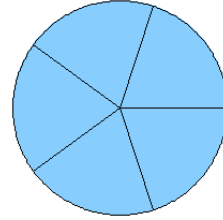
1.



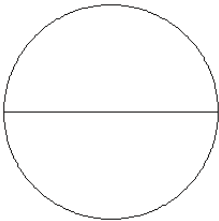
2.



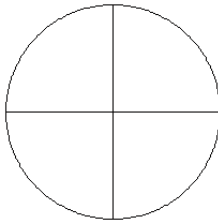
3.



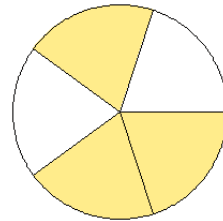
4.



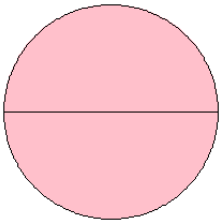
5.



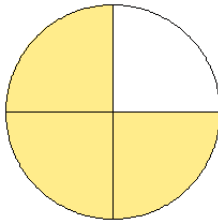
6.



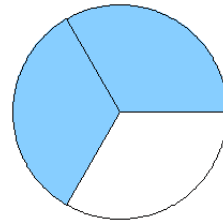
7.



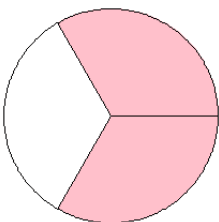
8.



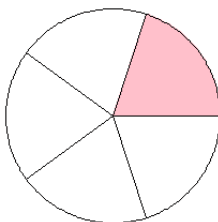
9.



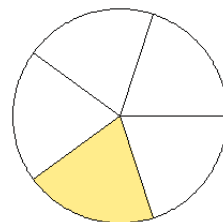
10.



11.



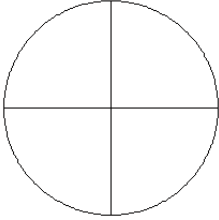
12.



Fraction Models (F)

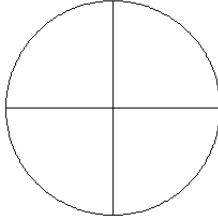
Color sections of each circle to model each fraction.

1.



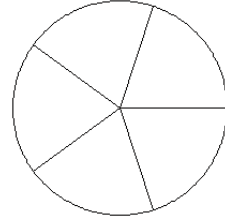
$\frac{1}{4}$

2.



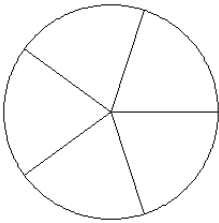
$\frac{4}{4}$

3.



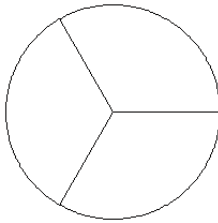
$\frac{1}{5}$

4.



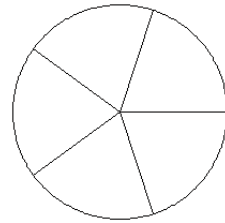
$\frac{3}{5}$

5.



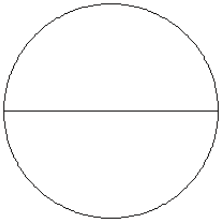
$\frac{1}{3}$

6.



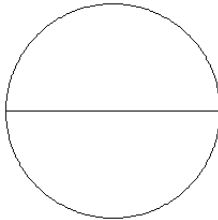
$\frac{1}{5}$

7.



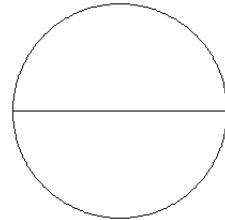
$\frac{1}{2}$

8.



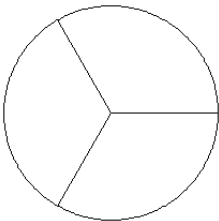
$\frac{0}{2}$

9.



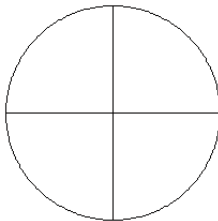
$\frac{1}{2}$

10.



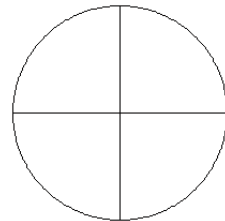
$\frac{1}{3}$

11.



$\frac{1}{4}$

12.

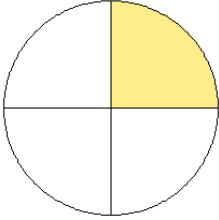


$\frac{3}{4}$

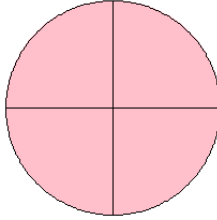
Fraction Models (F) Answers

Color sections of each circle to model each fraction.

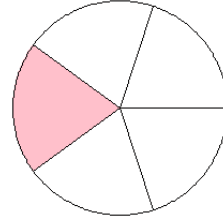
1.



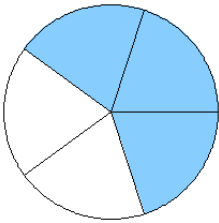
2.



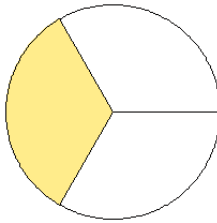
3.



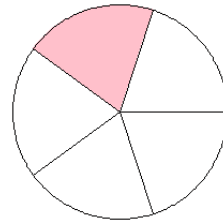
4.



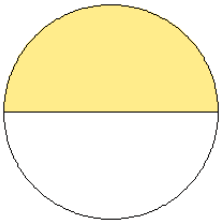
5.



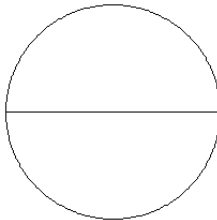
6.



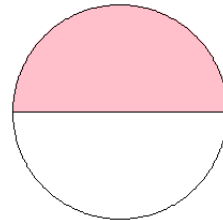
7.



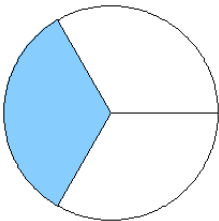
8.



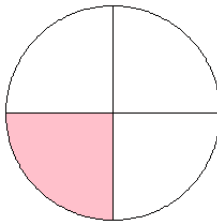
9.



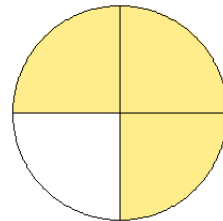
10.



11.



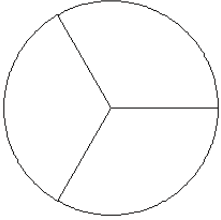
12.



Fraction Models (G)

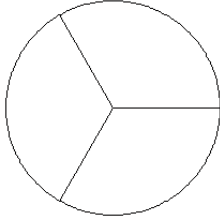
Color sections of each circle to model each fraction.

1.



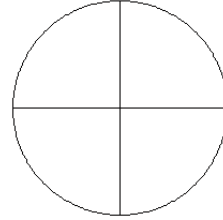
$\frac{2}{3}$

2.



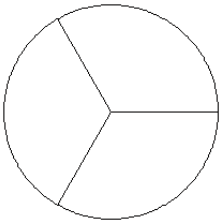
$\frac{1}{3}$

3.



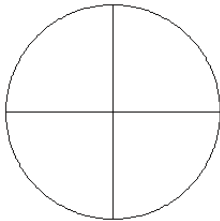
$\frac{2}{4}$

4.



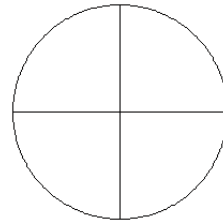
$\frac{3}{3}$

5.



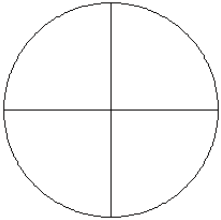
$\frac{3}{4}$

6.



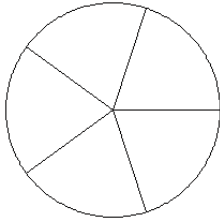
$\frac{3}{4}$

7.



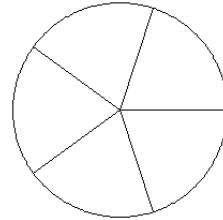
$\frac{0}{4}$

8.



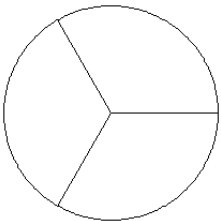
$\frac{2}{5}$

9.



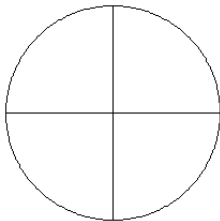
$\frac{3}{5}$

10.



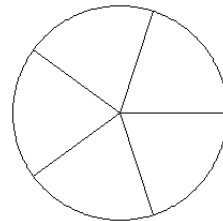
$\frac{2}{3}$

11.



$\frac{1}{4}$

12.

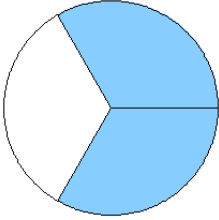


$\frac{3}{5}$

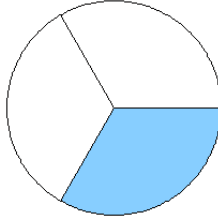
Fraction Models (G) Answers

Color sections of each circle to model each fraction.

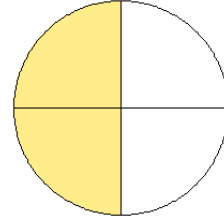
1.



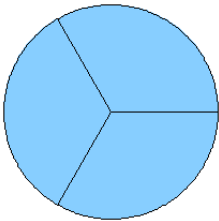
2.



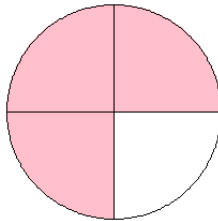
3.



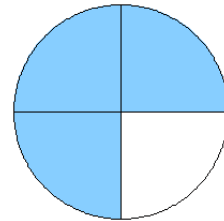
4.



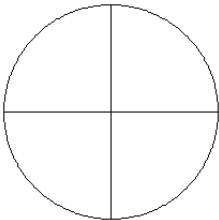
5.



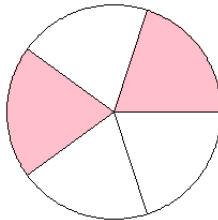
6.



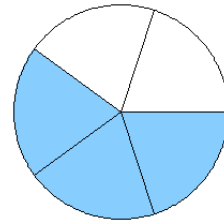
7.



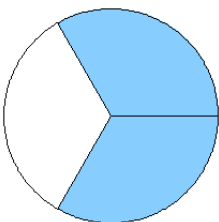
8.



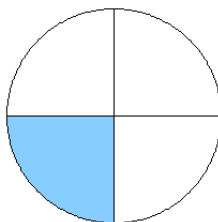
9.



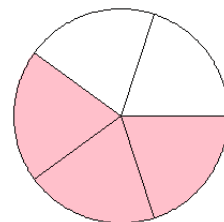
10.



11.



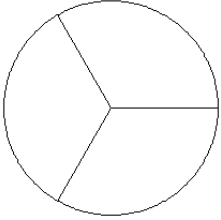
12.



Fraction Models (H)

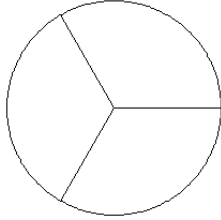
Color sections of each circle to model each fraction.

1.



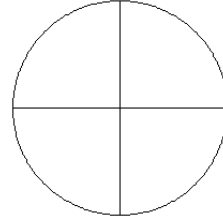
$\frac{2}{3}$

2.



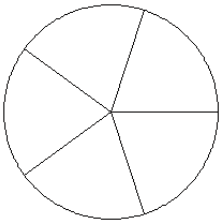
$\frac{2}{3}$

3.



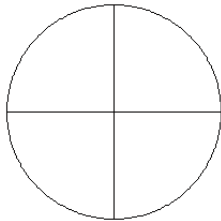
$\frac{3}{4}$

4.



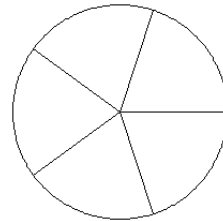
$\frac{2}{5}$

5.



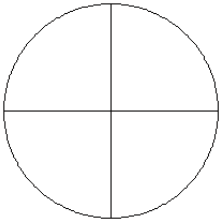
$\frac{2}{4}$

6.



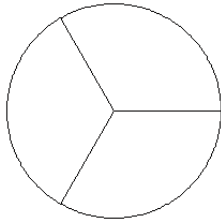
$\frac{2}{5}$

7.



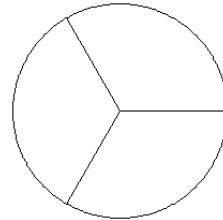
$\frac{3}{4}$

8.



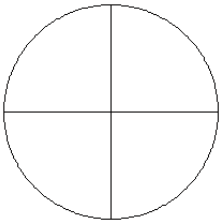
$\frac{2}{3}$

9.



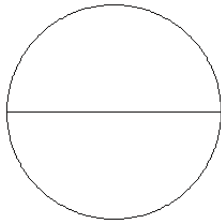
$\frac{1}{3}$

10.



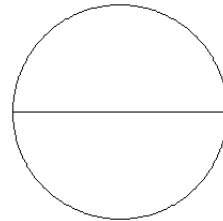
$\frac{1}{4}$

11.



$\frac{1}{2}$

12.

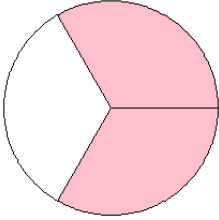


$\frac{2}{2}$

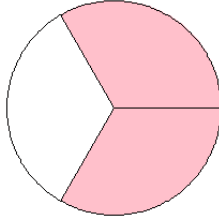
Fraction Models (H) Answers

Color sections of each circle to model each fraction.

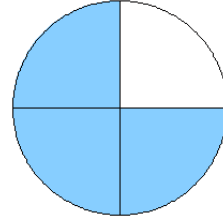
1.



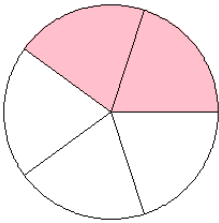
2.



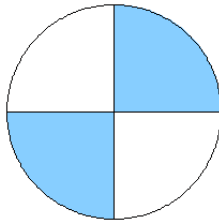
3.



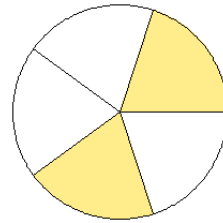
4.



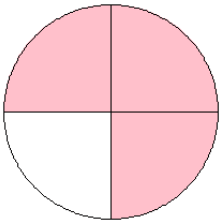
5.



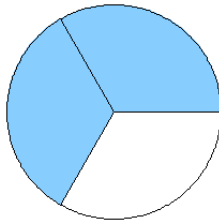
6.



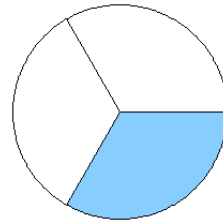
7.



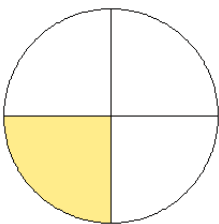
8.



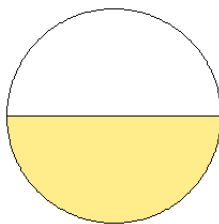
9.



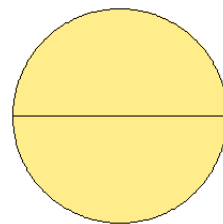
10.



11.



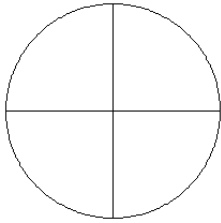
12.



Fraction Models (I)

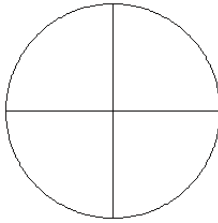
Color sections of each circle to model each fraction.

1.



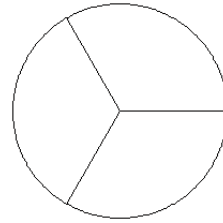
$\frac{2}{4}$

2.



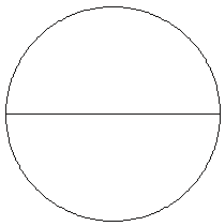
$\frac{2}{4}$

3.



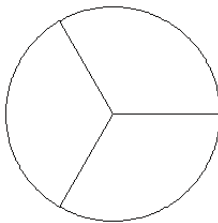
$\frac{1}{3}$

4.



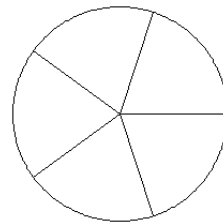
$\frac{1}{2}$

5.



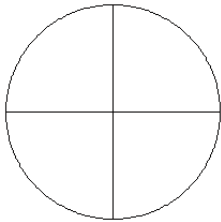
$\frac{3}{3}$

6.



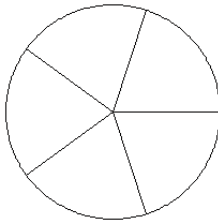
$\frac{3}{5}$

7.



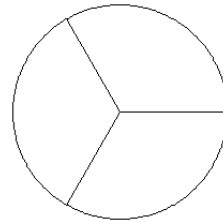
$\frac{2}{4}$

8.



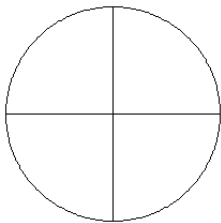
$\frac{5}{5}$

9.



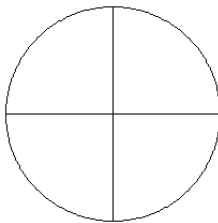
$\frac{0}{3}$

10.



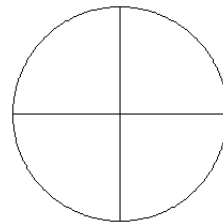
$\frac{3}{4}$

11.



$\frac{1}{4}$

12.

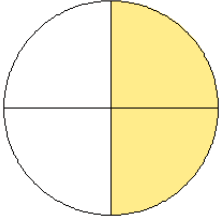


$\frac{2}{4}$

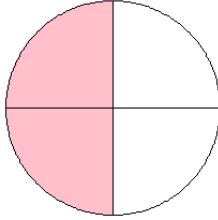
Fraction Models (I) Answers

Color sections of each circle to model each fraction.

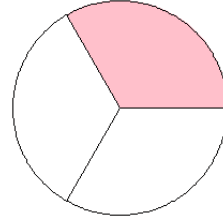
1.



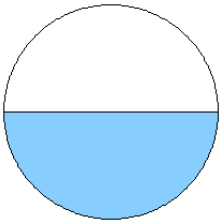
2.



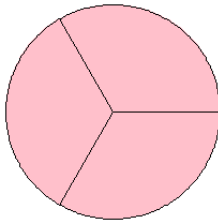
3.



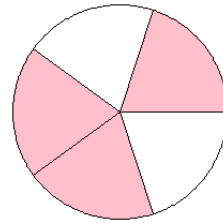
4.



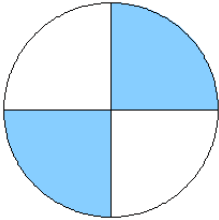
5.



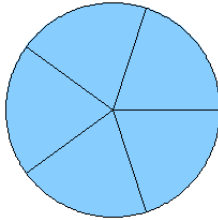
6.



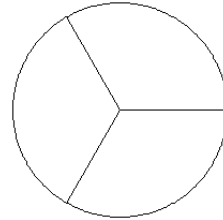
7.



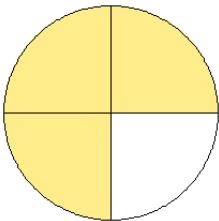
8.



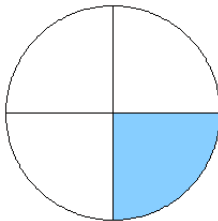
9.



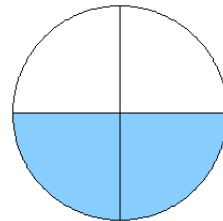
10.



11.



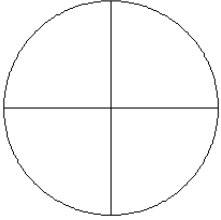
12.



Fraction Models (J)

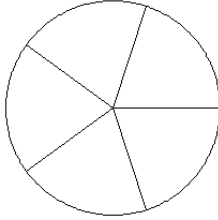
Color sections of each circle to model each fraction.

1.



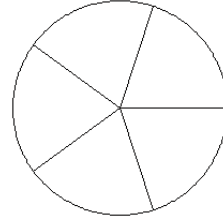
$$\frac{2}{4}$$

2.



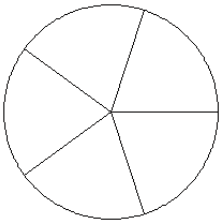
$$\frac{0}{5}$$

3.



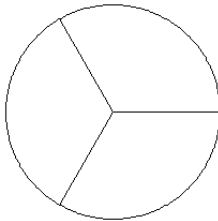
$$\frac{1}{5}$$

4.



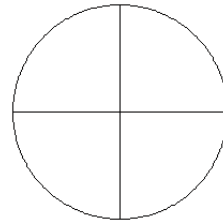
$$\frac{3}{5}$$

5.



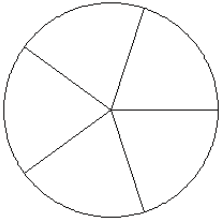
$$\frac{2}{3}$$

6.



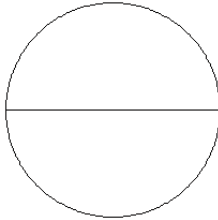
$$\frac{2}{4}$$

7.



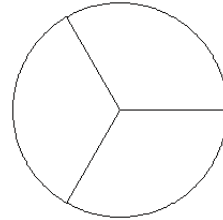
$$\frac{1}{5}$$

8.



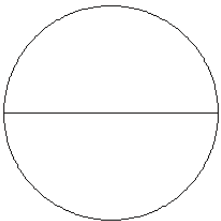
$$\frac{1}{2}$$

9.



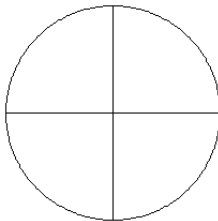
$$\frac{1}{3}$$

10.



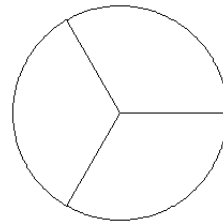
$$\frac{2}{2}$$

11.



$$\frac{1}{4}$$

12.

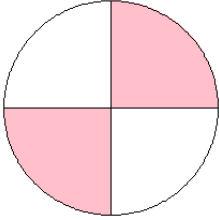


$$\frac{2}{3}$$

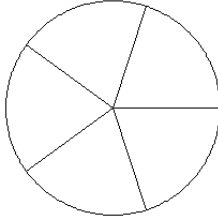
Fraction Models (J) Answers

Color sections of each circle to model each fraction.

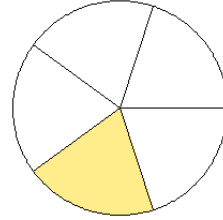
1.



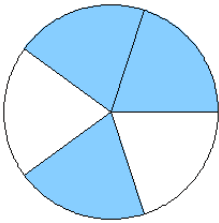
2.



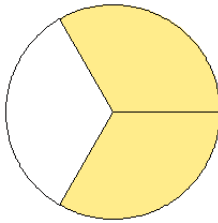
3.



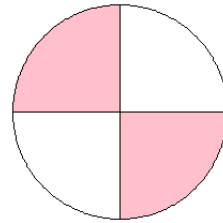
4.



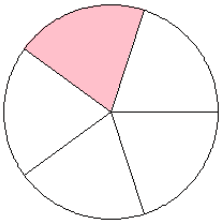
5.



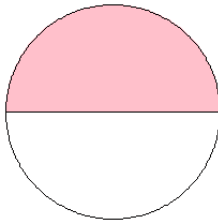
6.



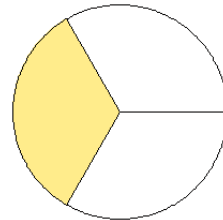
7.



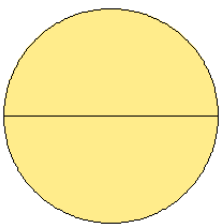
8.



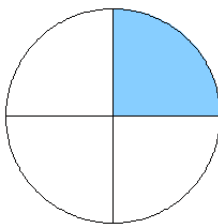
9.



10.



11.



12.

