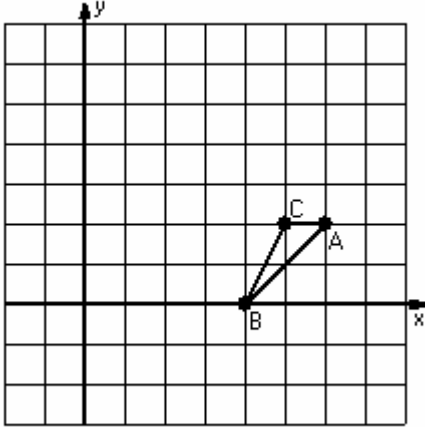


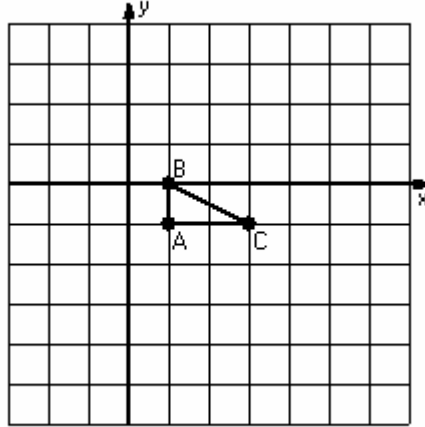
Dilations (J)

Instructions: Draw and label the dilated image for each triangle.
Label the center of dilation.

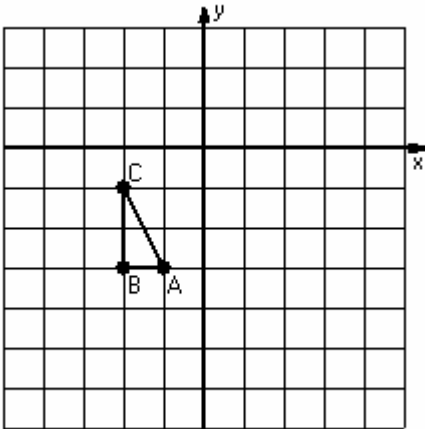
1) Dilation scale = 2, center D(6,1)



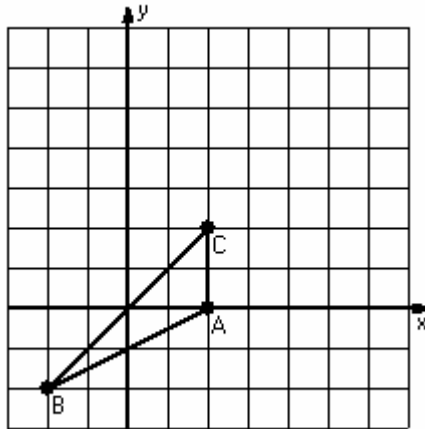
2) Dilation scale = 3, center D(2,1)



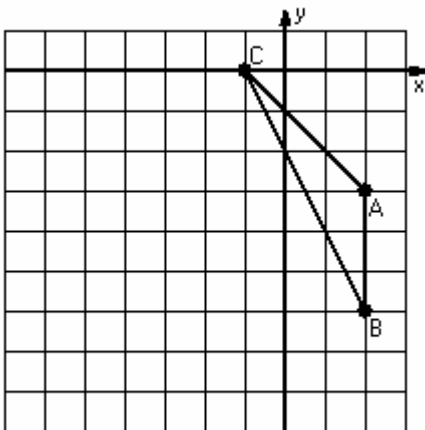
3) Dilation scale = 4, center D(-2,-2)



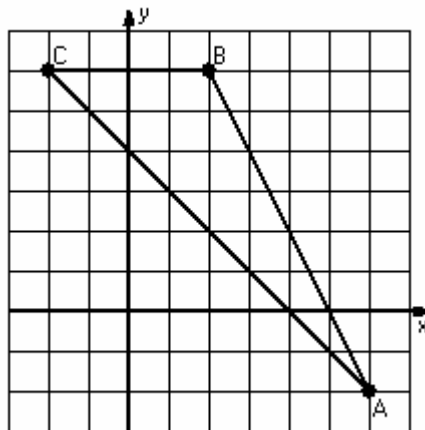
4) Dilation scale = 1/2, center D(4,0)



5) Dilation scale = 1/3, center D(-1,-3)



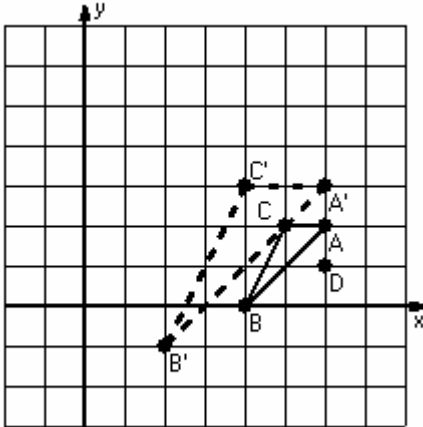
6) Dilation scale = 1/4, center D(2,2)



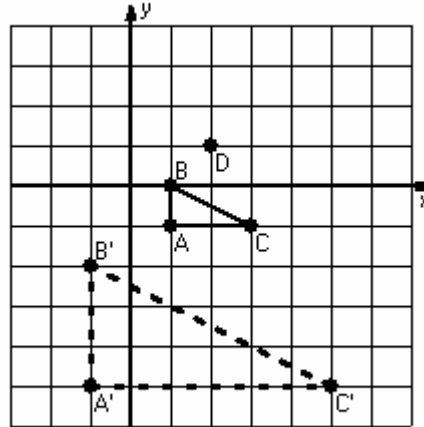
Dilations Answer (J)

Instructions: Draw and label the dilated image for each triangle.
Label the center of dilation.

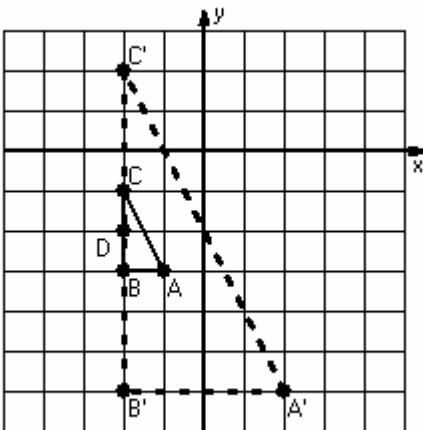
1) Dilation scale = 2, center D(6,1)



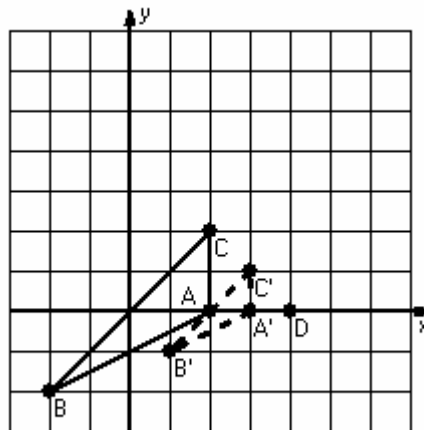
2) Dilation scale = 3, center D(2,1)



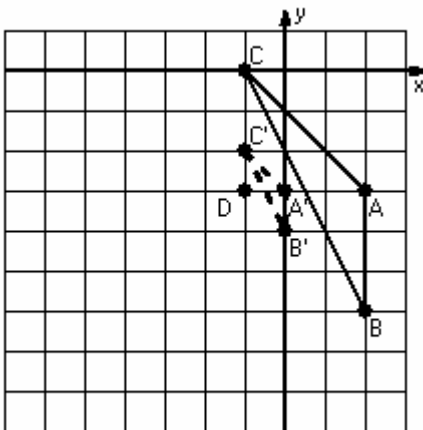
3) Dilation scale = 4, center D(-2,-2)



4) Dilation scale = 1/2, center D(4,0)



5) Dilation scale = 1/3, center D(-1,-3)



6) Dilation scale = 1/4, center D(2,2)

