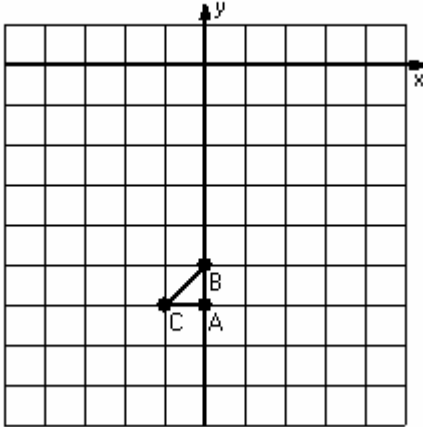


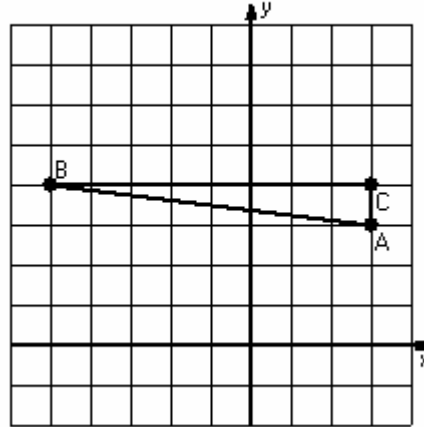
Two-Step Transformations (A)

Instructions: Transform each triangle twice using the instructions in the order given.
Draw and label each transformation.

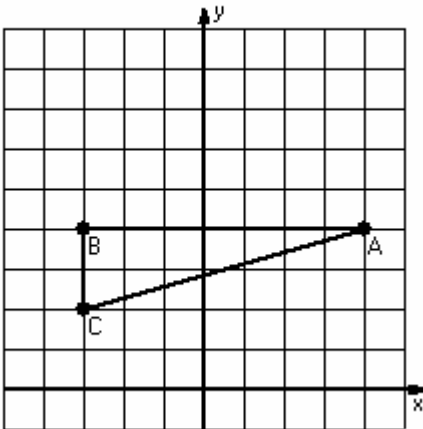
- 1) Dilation scale = 3, center $D(-2,-5)$
Rotation 180° , center $R(0,-5)$



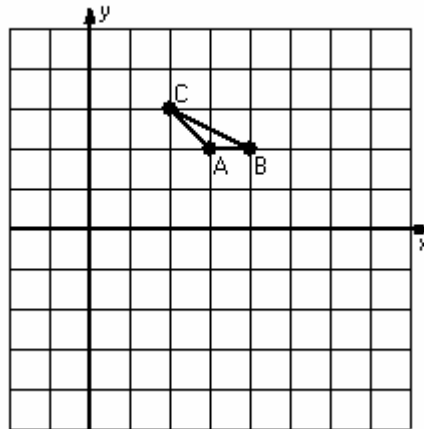
- 2) Reflection $y = 5$
Translation $(0,-5)$



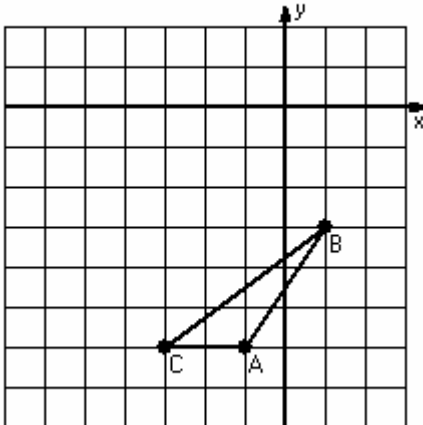
- 3) Rotation 90° clockwise, center $R(2,2)$
Reflection $x = 0$



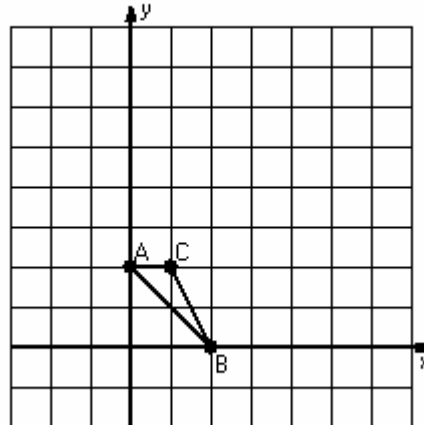
- 4) Dilation scale = 4, center $D(3,3)$
Reflection $y = 0$



- 5) Translation $(1,-1)$
Rotation 90° counterclockwise, center $R(-1,-4)$



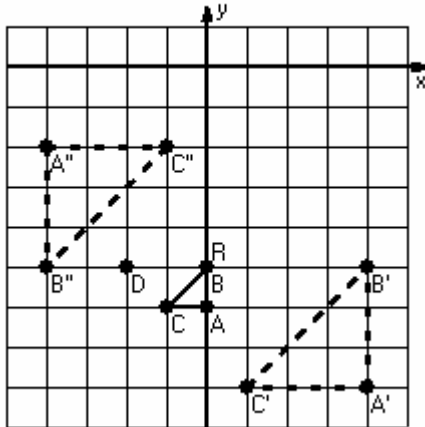
- 6) Translation $(2,3)$
Rotation 90° counterclockwise, center $R(5,4)$



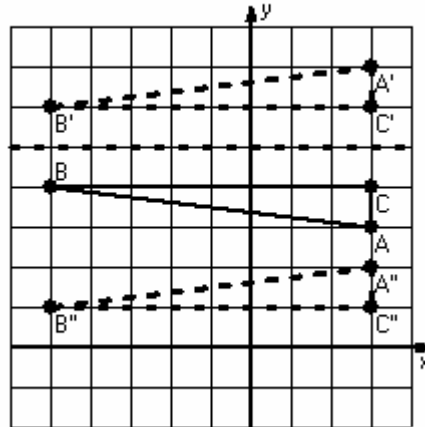
Two-Step Transformations Answer (A)

Instructions: Transform each triangle twice using the instructions in the order given.
Draw and label each transformation.

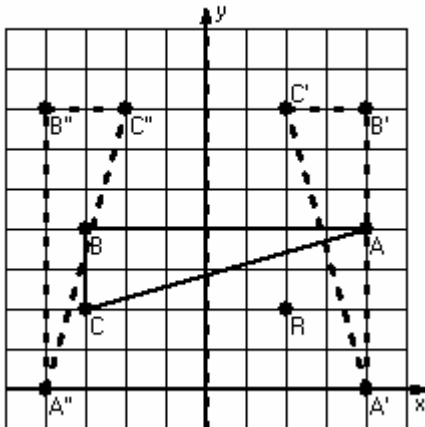
- 1) Dilation scale = 3, center $D(-2,-5)$
Rotation 180° , center $R(0,-5)$



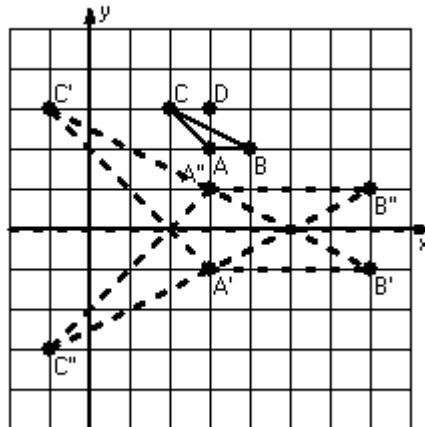
- 2) Reflection $y = 5$
Translation $(0,-5)$



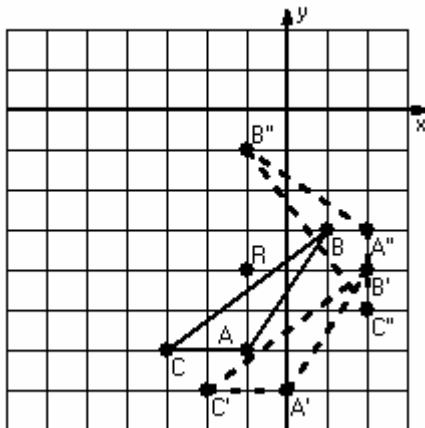
- 3) Rotation 90° clockwise, center $R(2,2)$
Reflection $x = 0$



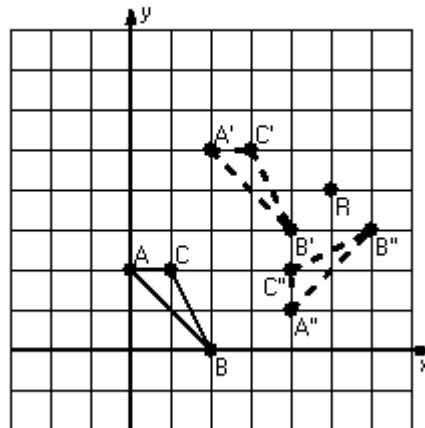
- 4) Dilation scale = 4, center $D(3,3)$
Reflection $y = 0$



- 5) Translation $(1,-1)$
Rotation 90° counterclockwise, center $R(-1,-4)$



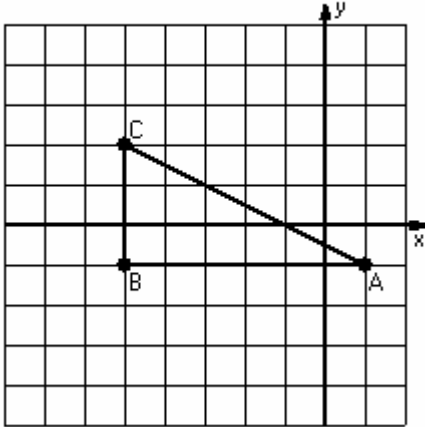
- 6) Translation $(2,3)$
Rotation 90° counterclockwise, center $R(5,4)$



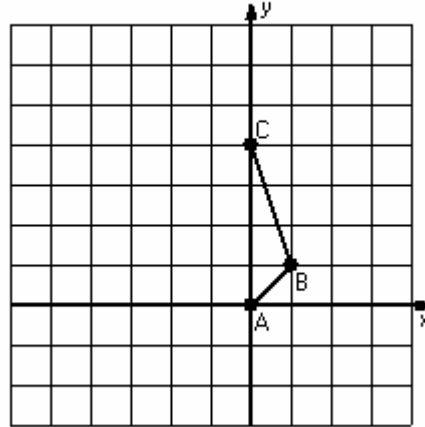
Two-Step Transformations (B)

Instructions: Transform each triangle twice using the instructions in the order given.
Draw and label each transformation.

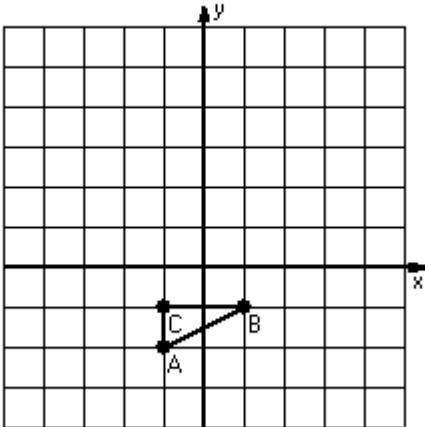
- 1) Dilation scale = $\frac{1}{3}$, center $D(-2,2)$
Rotation 180° , center $R(-1,-1)$



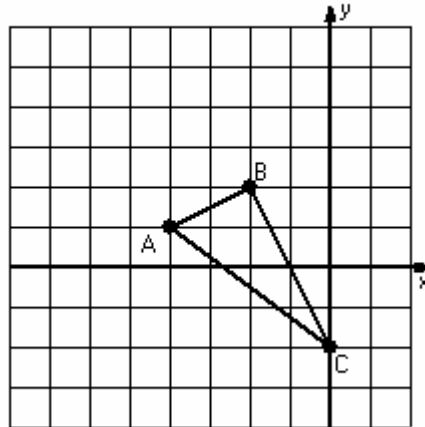
- 2) Reflection $x = -2$
Translation $(4,-1)$



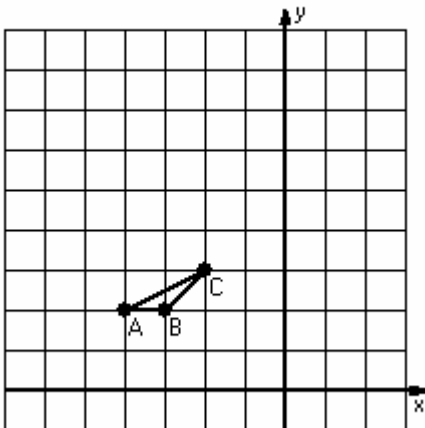
- 3) Dilation scale = 4, center $D(0,-2)$
Translation $(0,3)$



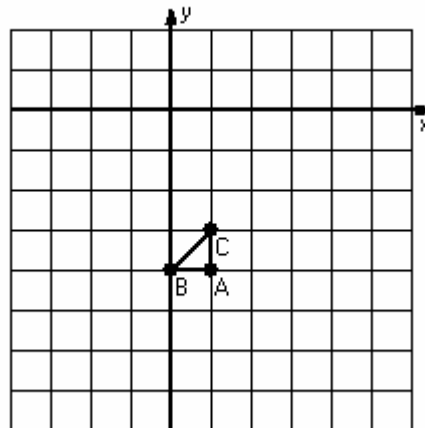
- 4) Translation $(-1,1)$
Rotation 90° counterclockwise, center $R(-5,1)$



- 5) Dilation scale = 3, center $D(-4,3)$
Translation $(0,4)$



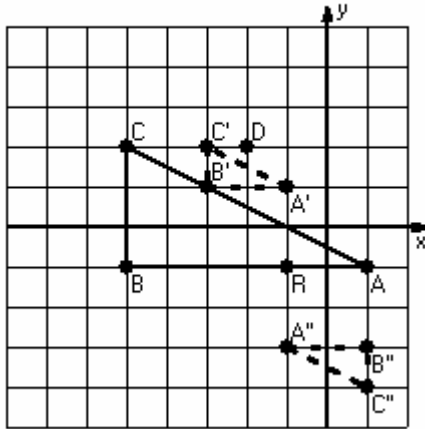
- 6) Dilation scale = 4, center $D(0,-3)$
Rotation 180° , center $R(1,-3)$



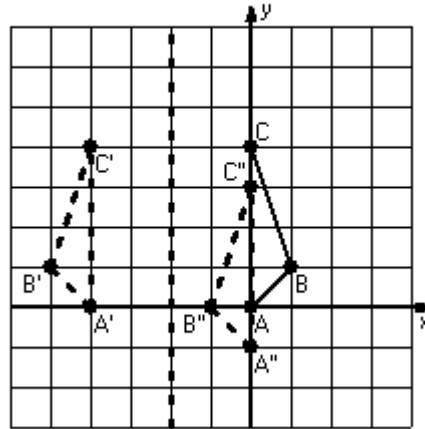
Two-Step Transformations Answer (B)

Instructions: Transform each triangle twice using the instructions in the order given.
Draw and label each transformation.

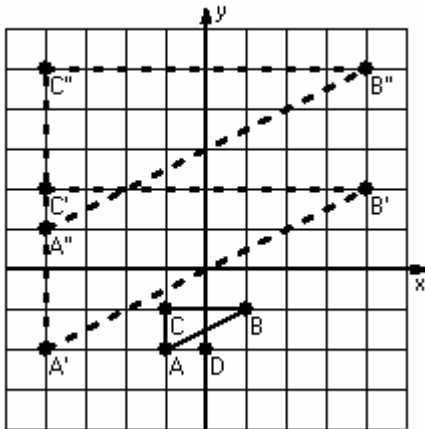
- 1) Dilation scale = $\frac{1}{3}$, center $D(-2,2)$
Rotation 180° , center $R(-1,-1)$



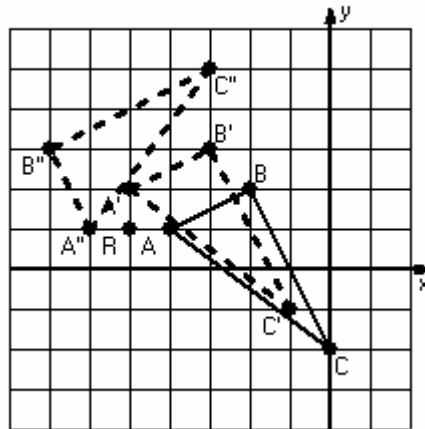
- 2) Reflection $x = -2$
Translation $(4,-1)$



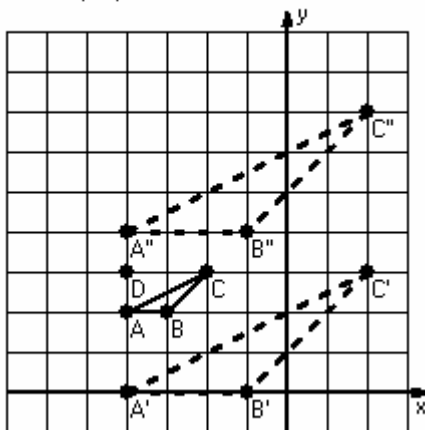
- 3) Dilation scale = 4, center $D(0,-2)$
Translation $(0,3)$



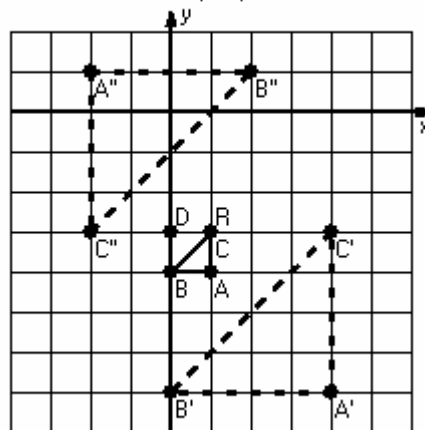
- 4) Translation $(-1,1)$
Rotation 90° counterclockwise, center $R(-5,1)$



- 5) Dilation scale = 3, center $D(-4,3)$
Translation $(0,4)$



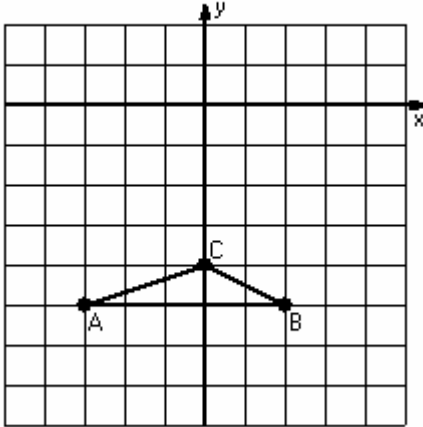
- 6) Dilation scale = 4, center $D(0,-3)$
Rotation 180° , center $R(1,-3)$



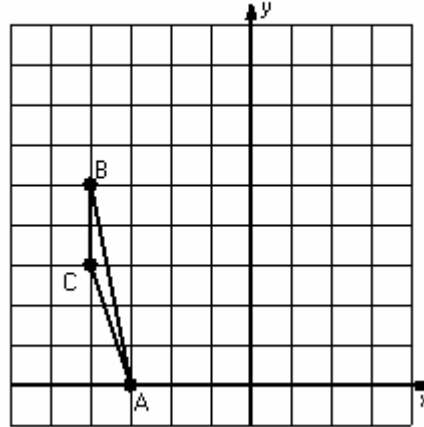
Two-Step Transformations (C)

Instructions: Transform each triangle twice using the instructions in the order given.
Draw and label each transformation.

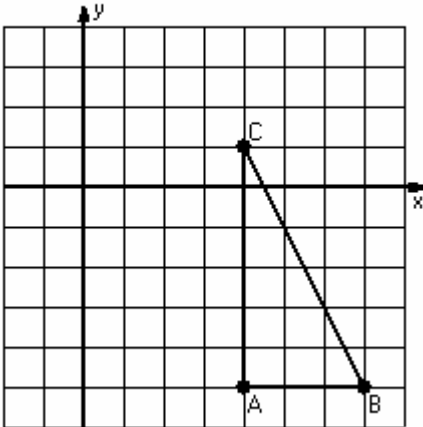
- 1) Reflection $y = -3$
Translation $(2,0)$



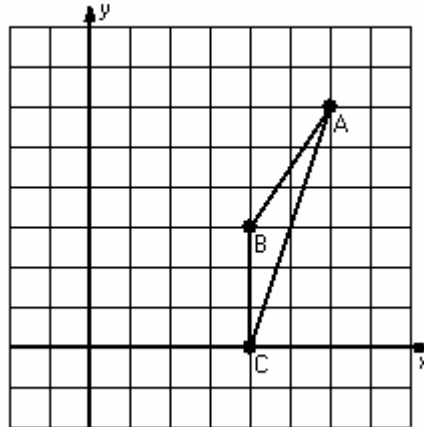
- 2) Rotation 90° counterclockwise, center $R(-3,5)$
Reflection $x = 0$



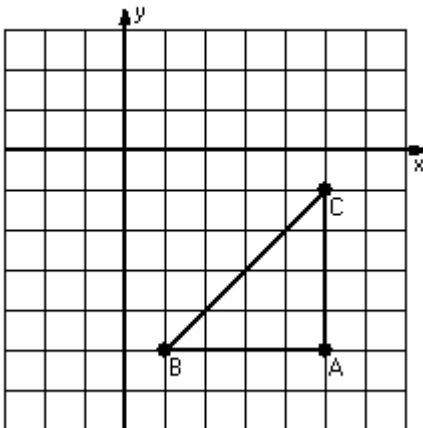
- 3) Dilation scale = $1/3$, center $D(4,-2)$
Reflection $y = 0$



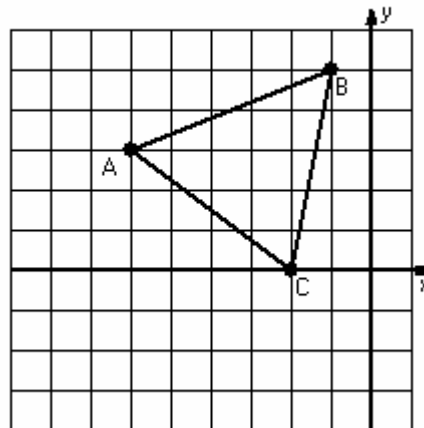
- 4) Translation $(-1,-1)$
Rotation 180° , center $R(2,2)$



- 5) Dilation scale = $1/4$, center $D(1,-1)$
Translation $(0,-4)$



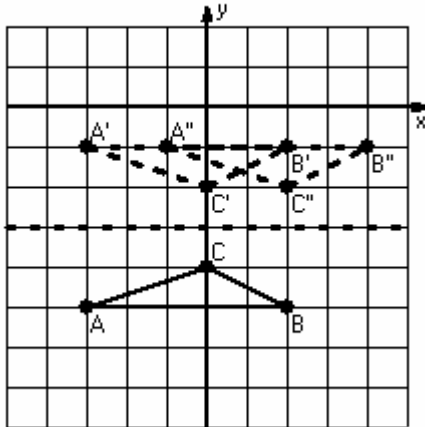
- 6) Reflection $y = 2$
Translation $(-2,0)$



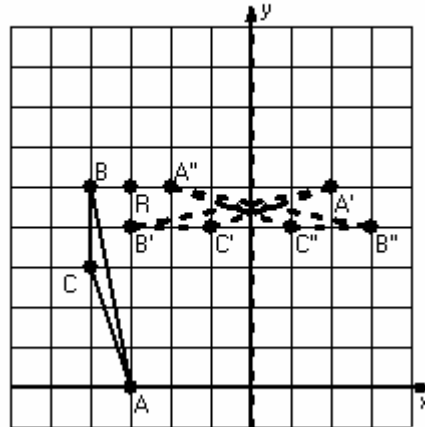
Two-Step Transformations Answer (C)

Instructions: Transform each triangle twice using the instructions in the order given.
Draw and label each transformation.

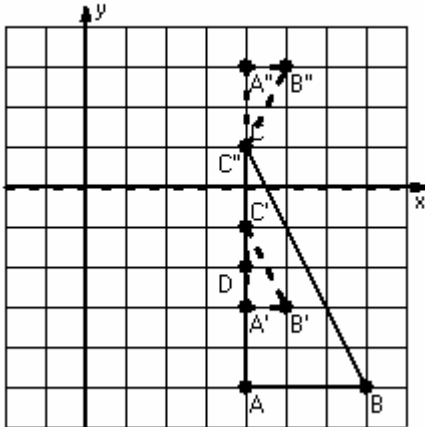
- 1) Reflection $y = -3$
Translation $(2,0)$



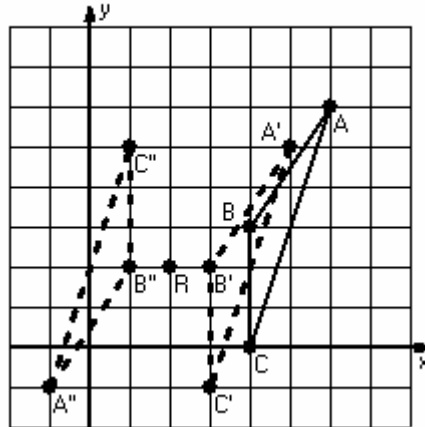
- 2) Rotation 90° counterclockwise, center $R(-3,5)$
Reflection $x = 0$



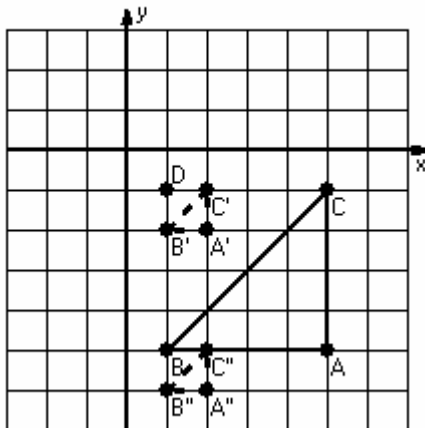
- 3) Dilation scale = $1/3$, center $D(4,-2)$
Reflection $y = 0$



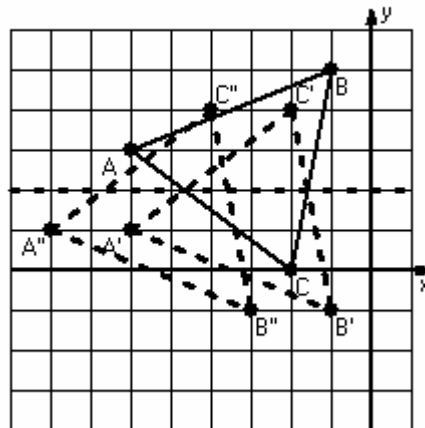
- 4) Translation $(-1,-1)$
Rotation 180° , center $R(2,2)$



- 5) Dilation scale = $1/4$, center $D(1,-1)$
Translation $(0,-4)$



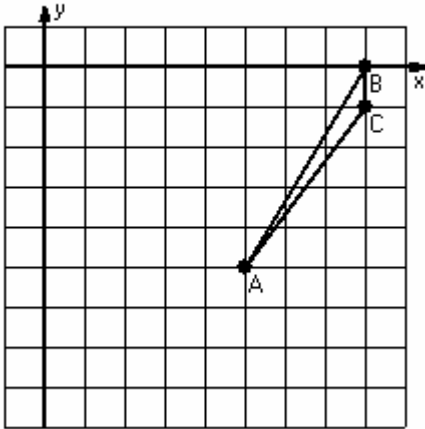
- 6) Reflection $y = 2$
Translation $(-2,0)$



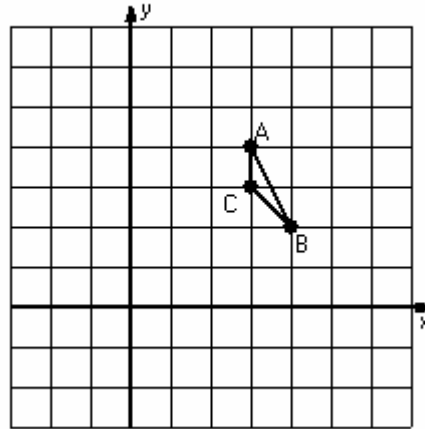
Two-Step Transformations (D)

Instructions: Transform each triangle twice using the instructions in the order given.
Draw and label each transformation.

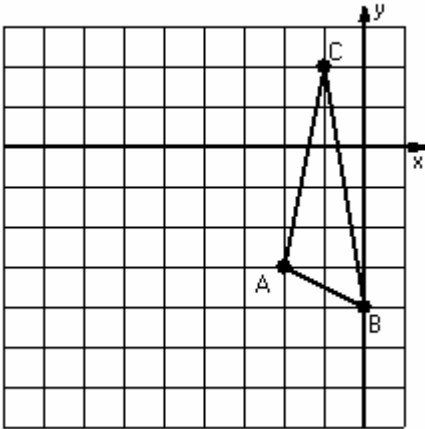
- 1) Reflection $x = 4$
Translation $(2, -2)$



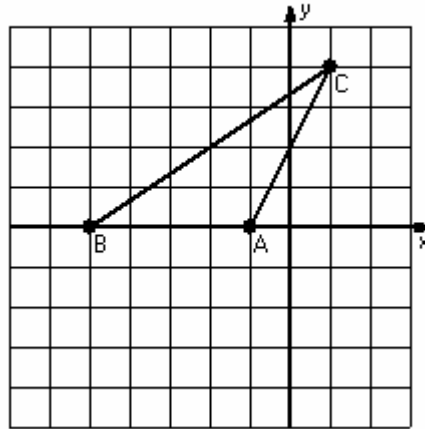
- 2) Dilation scale = 3, center $D(4, 4)$
Reflection $x = 3$



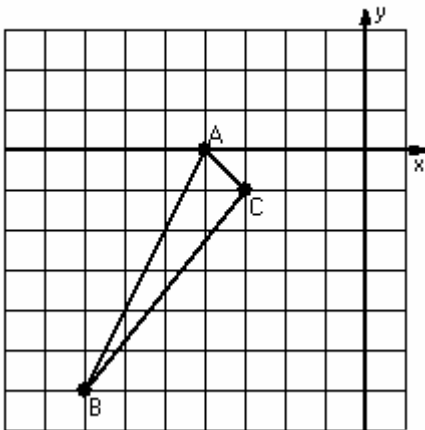
- 3) Translation $(-2, 0)$
Rotation 90° counterclockwise, center $R(-2, -3)$



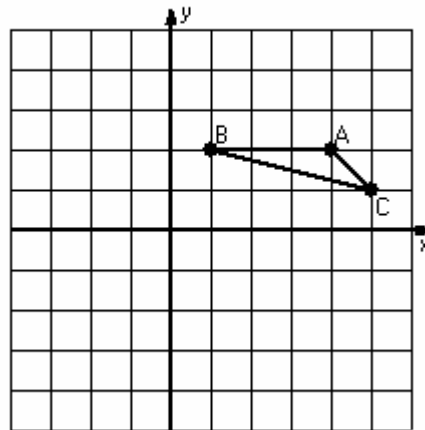
- 4) Dilation scale = $1/2$, center $D(1, 2)$
Rotation 180° , center $R(-1, 2)$



- 5) Reflection $y = -2$
Translation $(-1, 0)$



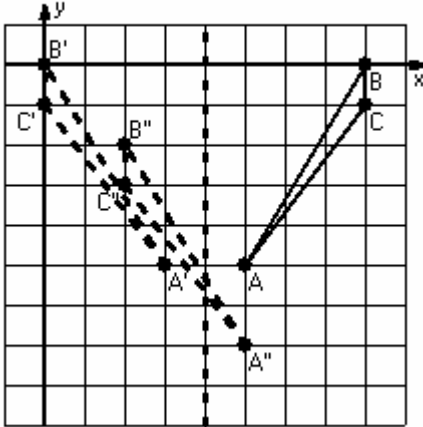
- 6) Rotation 90° clockwise, center $R(2, -1)$
Reflection $x = 1$



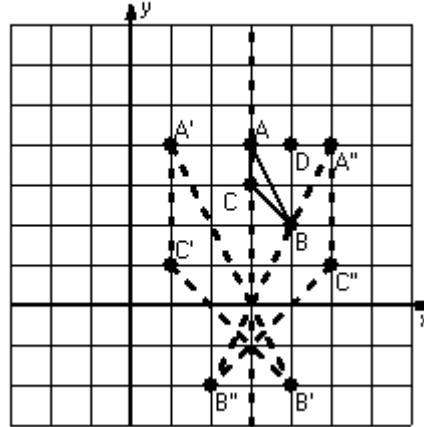
Two-Step Transformations Answer (D)

Instructions: Transform each triangle twice using the instructions in the order given.
Draw and label each transformation.

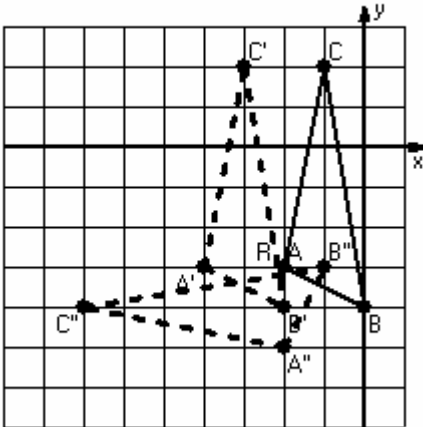
- 1) Reflection $x = 4$
Translation $(2, -2)$



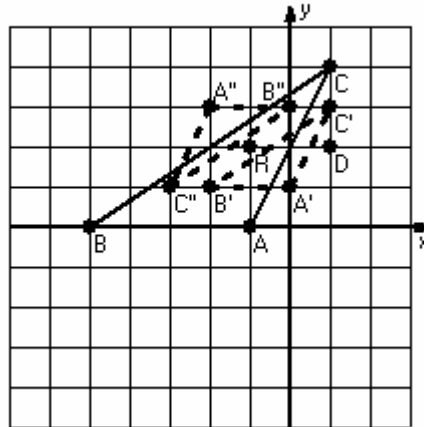
- 2) Dilation scale = 3, center D(4,4)
Reflection $x = 3$



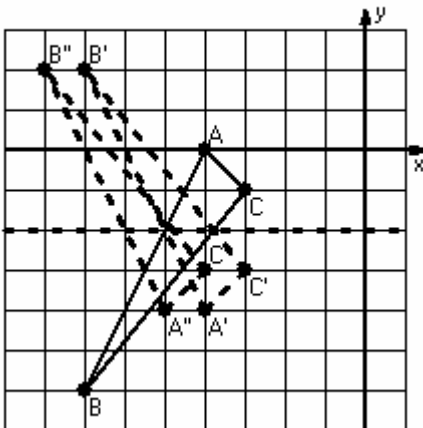
- 3) Translation $(-2, 0)$
Rotation 90° counterclockwise, center R(-2, -3)



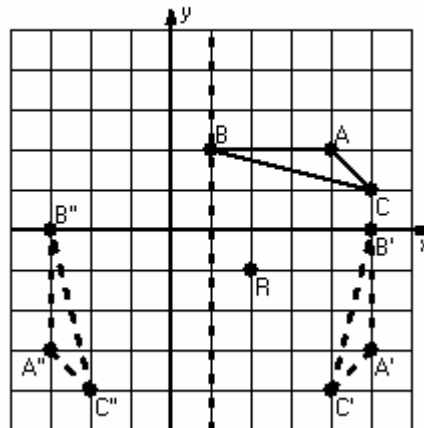
- 4) Dilation scale = $1/2$, center D(1, 2)
Rotation 180° , center R(-1, 2)



- 5) Reflection $y = -2$
Translation $(-1, 0)$



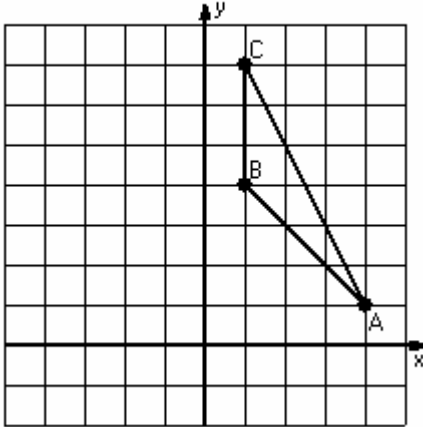
- 6) Rotation 90° clockwise, center R(2, -1)
Reflection $x = 1$



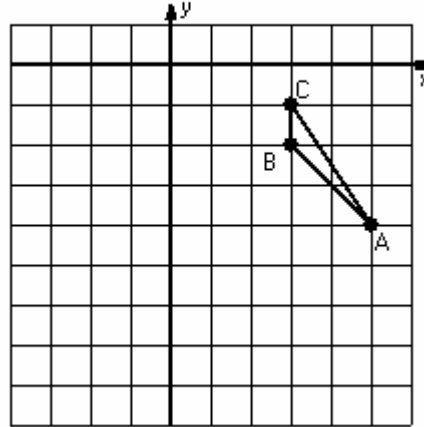
Two-Step Transformations (E)

Instructions: Transform each triangle twice using the instructions in the order given.
Draw and label each transformation.

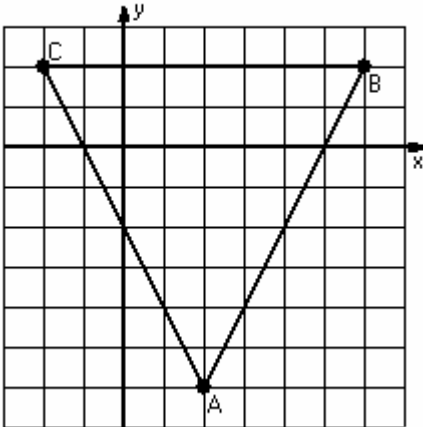
- 1) Dilation scale = $\frac{1}{3}$, center $D(-2,1)$
Reflection $y = 4$



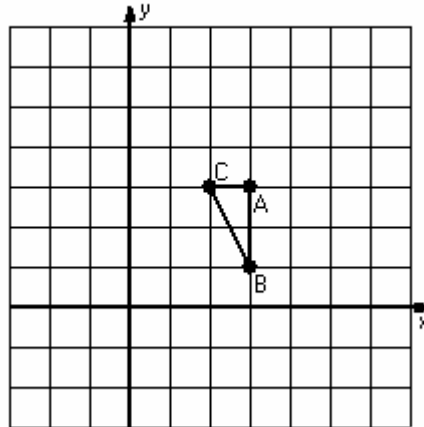
- 2) Translation $(0, -2)$
Rotation 90° counterclockwise, center $R(0, -5)$



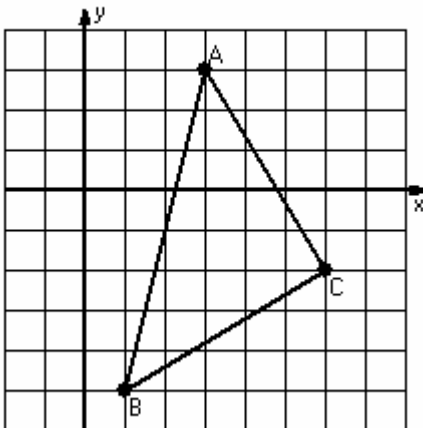
- 3) Dilation scale = $\frac{1}{4}$, center $D(2, -2)$
Translation $(3, -1)$



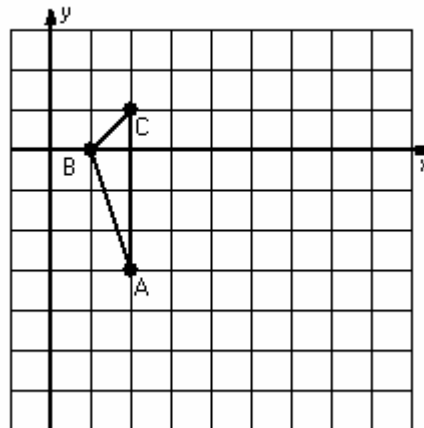
- 4) Dilation scale = 2, center $D(3, 4)$
Rotation 180° , center $R(1, 0)$



- 5) Reflection $x = 4$
Translation $(-2, 0)$



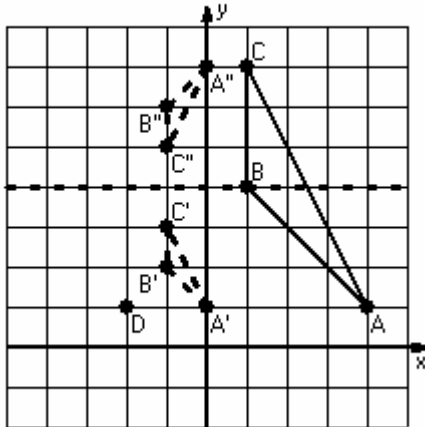
- 6) Rotation 90° clockwise, center $R(4, -2)$
Reflection $y = -2$



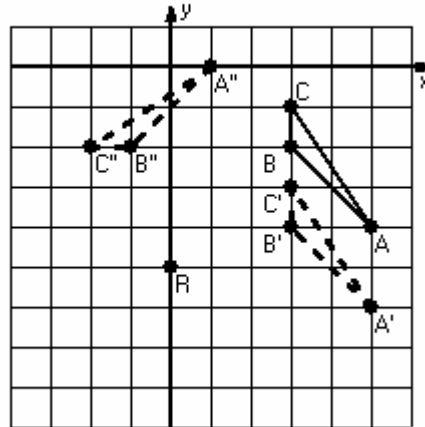
Two-Step Transformations Answer (E)

Instructions: Transform each triangle twice using the instructions in the order given.
Draw and label each transformation.

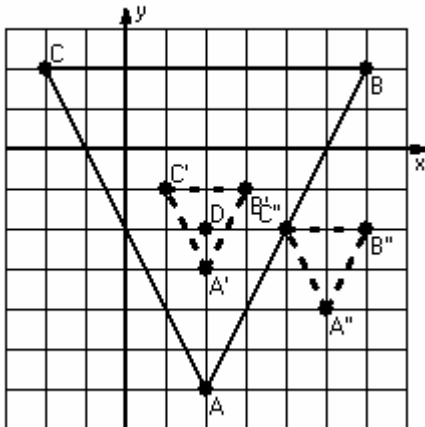
- 1) Dilation scale = $\frac{1}{3}$, center D(-2,1)
Reflection $y = 4$



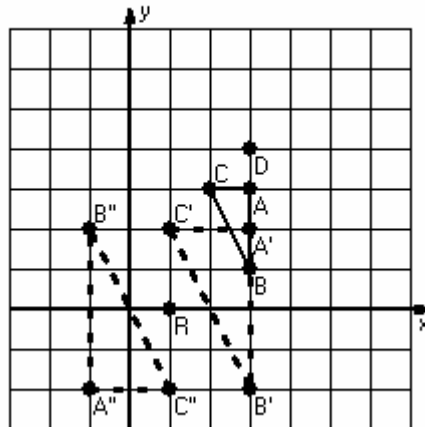
- 2) Translation $[0, -2]$
Rotation 90° counterclockwise, center R(0, -5)



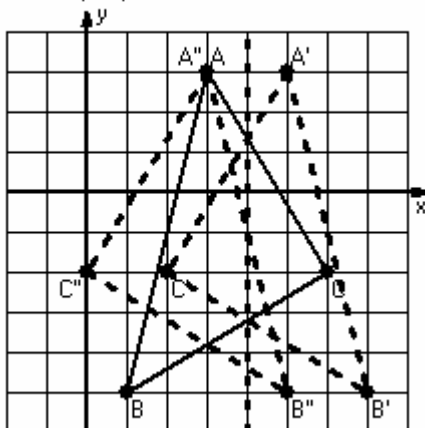
- 3) Dilation scale = $\frac{1}{4}$, center D(2, -2)
Translation $[3, -1]$



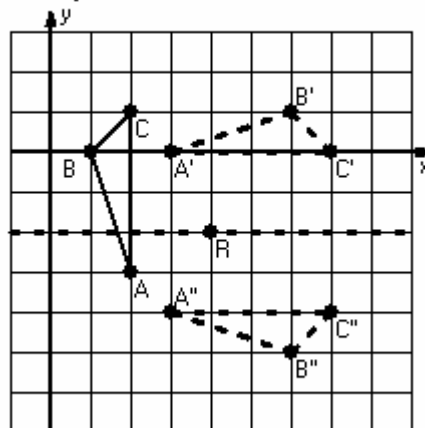
- 4) Dilation scale = 2, center D(3, 4)
Rotation 180° , center R(1, 0)



- 5) Reflection $x = 4$
Translation $[-2, 0]$



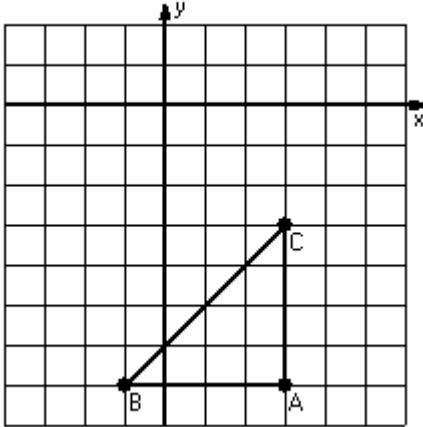
- 6) Rotation 90° clockwise, center R(4, -2)
Reflection $y = -2$



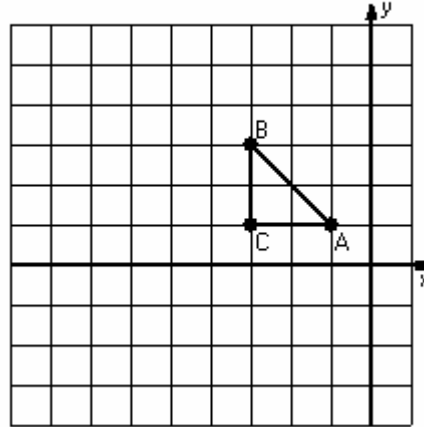
Two-Step Transformations (F)

Instructions: Transform each triangle twice using the instructions in the order given.
Draw and label each transformation.

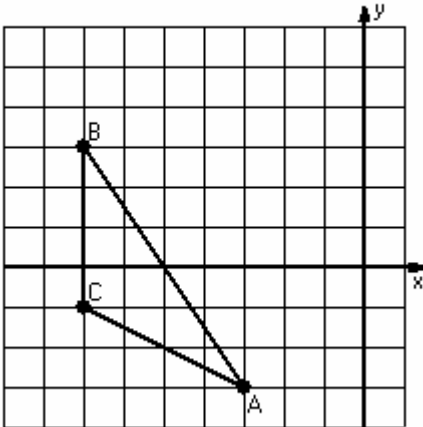
- 1) Dilation scale = $\frac{1}{4}$, center $D(-1, -3)$
Reflection $y = -2$



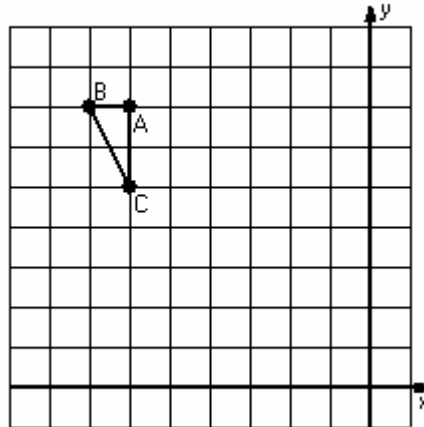
- 2) Dilation scale = 3, center $D(-1, 3)$
Rotation 180° , center $R(-4, 1)$



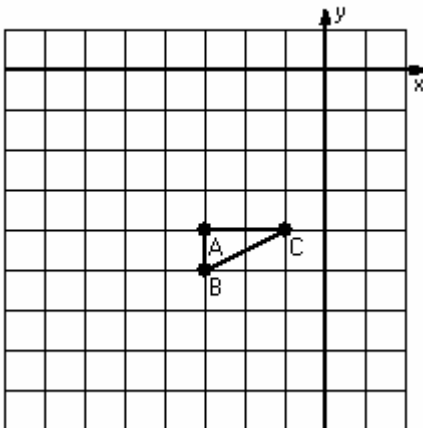
- 3) Dilation scale = $\frac{1}{2}$, center $D(-1, 3)$
Reflection $x = -5$



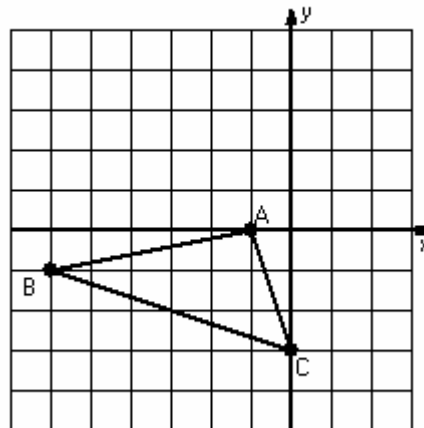
- 4) Rotation 90° clockwise, center $R(-7, 5)$
Reflection $x = -4$



- 5) Dilation scale = 3, center $D(-2, -5)$
Translation $(-1, 1)$



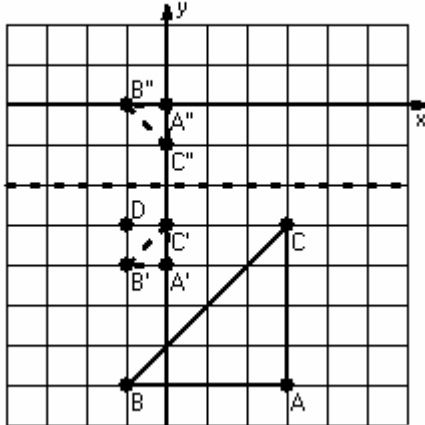
- 6) Translation $(0, -1)$
Rotation 90° counterclockwise, center $R(-3, 1)$



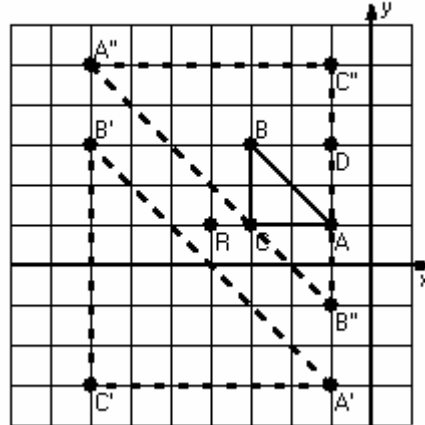
Two-Step Transformations Answer (F)

Instructions: Transform each triangle twice using the instructions in the order given.
Draw and label each transformation.

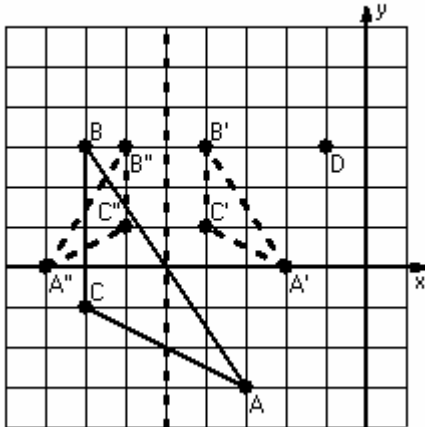
- 1) Dilation scale = $1/4$, center $D(-1,-3)$
Reflection $y = -2$



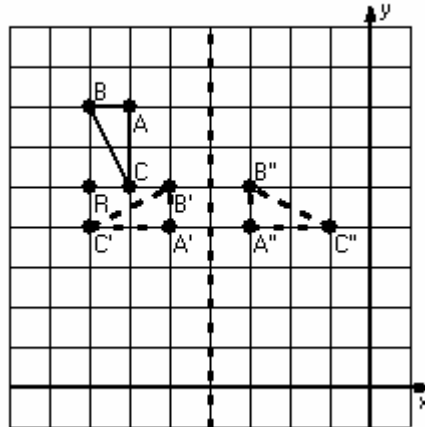
- 2) Dilation scale = 3, center $D(-1,3)$
Rotation 180° , center $R(-4,1)$



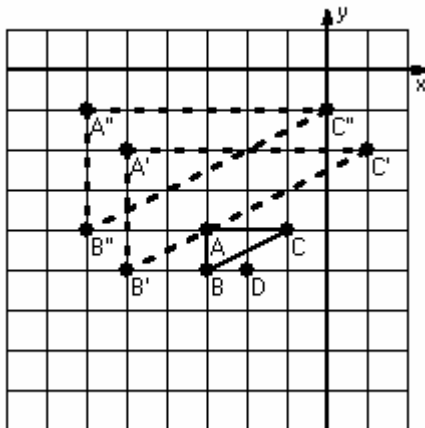
- 3) Dilation scale = $1/2$, center $D(-1,3)$
Reflection $x = -5$



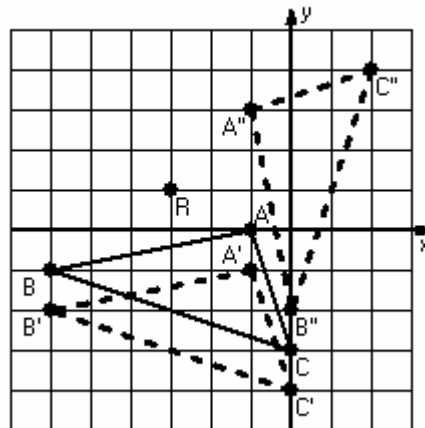
- 4) Rotation 90° clockwise, center $R(-7,5)$
Reflection $x = -4$



- 5) Dilation scale = 3, center $D(-2,-5)$
Translation $(-1,1)$



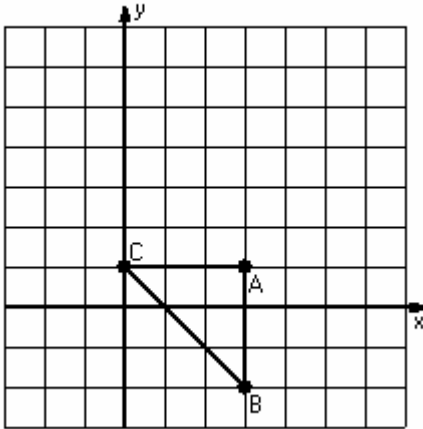
- 6) Translation $(0,-1)$
Rotation 90° counterclockwise, center $R(-3,1)$



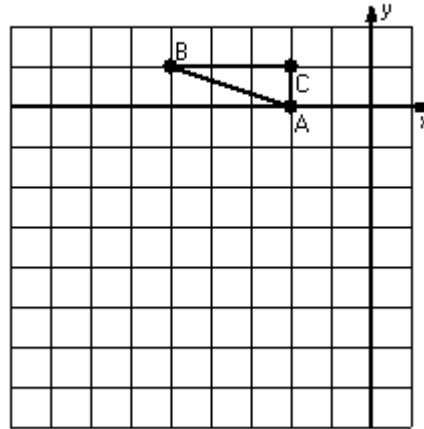
Two-Step Transformations (G)

Instructions: Transform each triangle twice using the instructions in the order given.
Draw and label each transformation.

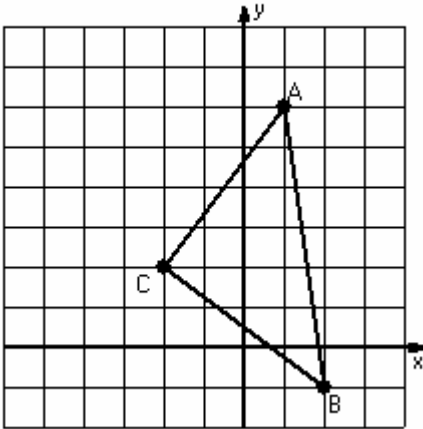
- 1) Dilation scale = $\frac{1}{3}$, center D(3,4)
Translation (-4,0)



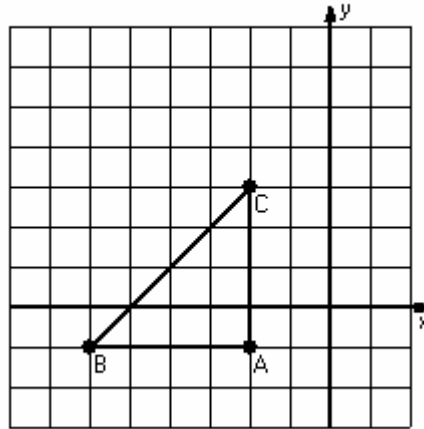
- 2) Reflection $y = -1$
Translation (-2,-2)



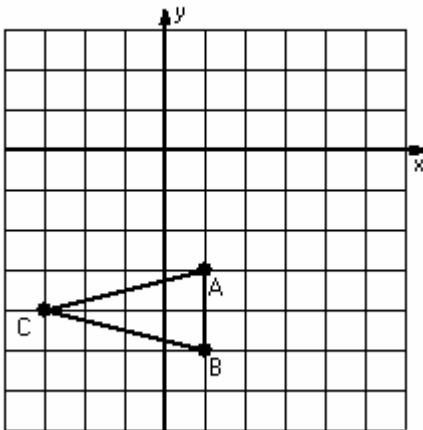
- 3) Reflection $x = -1$
Translation (-1,0)



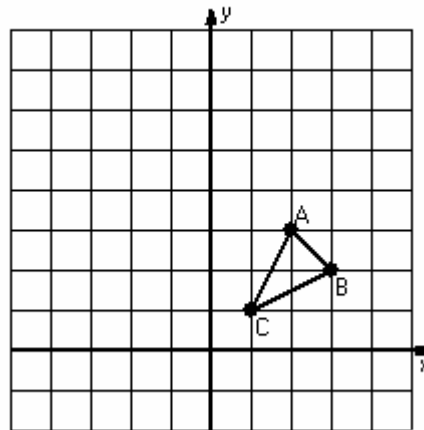
- 4) Dilation scale = $\frac{1}{4}$, center D(-6,3)
Translation (3,-4)



- 5) Reflection $y = -2$
Translation (3,-5)



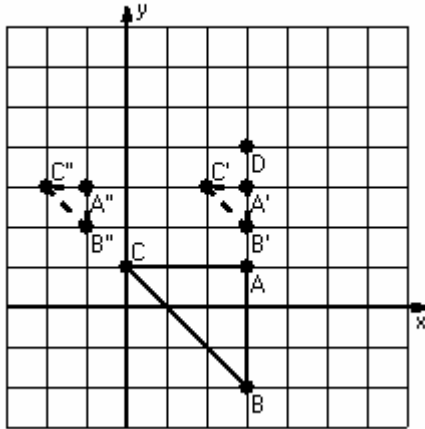
- 6) Dilation scale = 3, center D(3,1)
Reflection $y = 3$



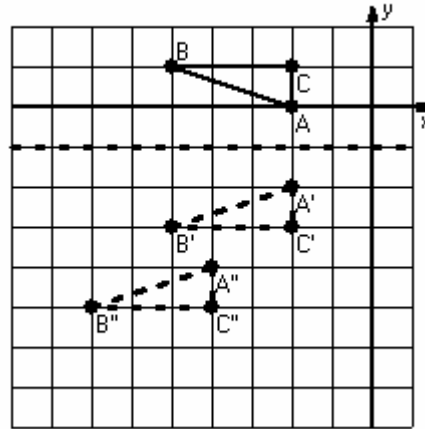
Two-Step Transformations Answer (G)

Instructions: Transform each triangle twice using the instructions in the order given.
Draw and label each transformation.

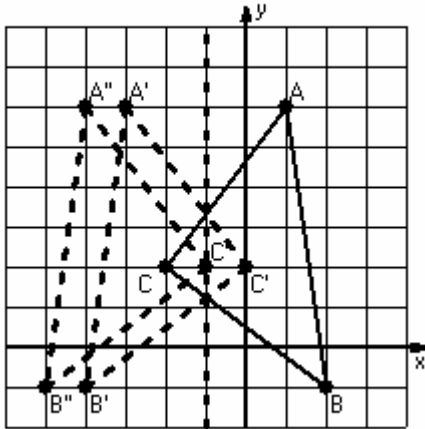
- 1) Dilation scale = $\frac{1}{3}$, center D(3,4)
Translation (-4,0)



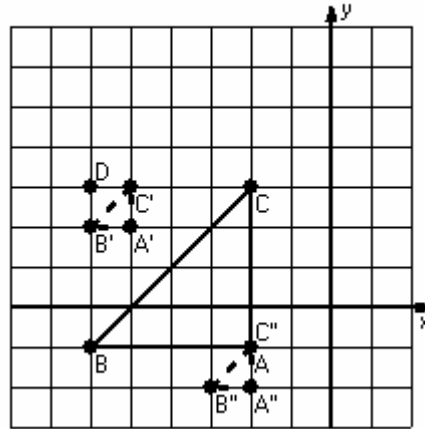
- 2) Reflection $y = -1$
Translation (-2,-2)



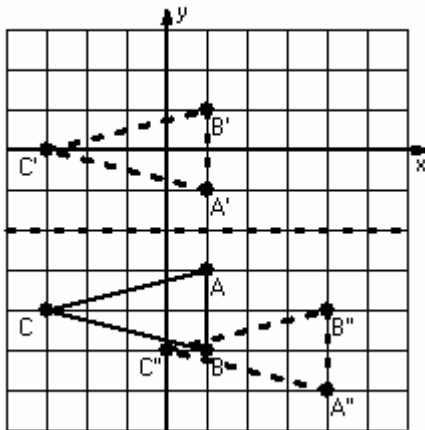
- 3) Reflection $x = -1$
Translation (-1,0)



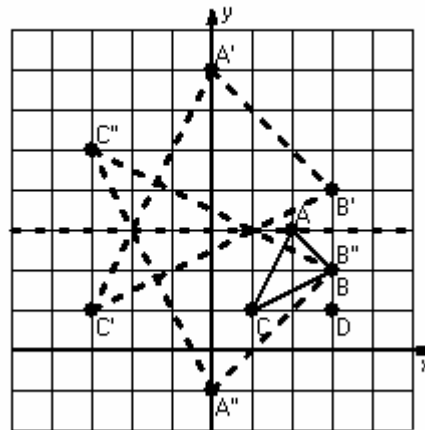
- 4) Dilation scale = $\frac{1}{4}$, center D(-6,3)
Translation (3,-4)



- 5) Reflection $y = -2$
Translation (3,-5)



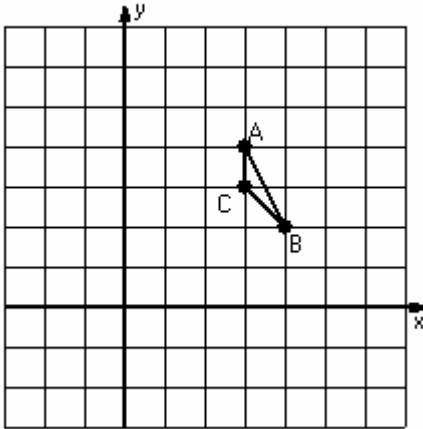
- 6) Dilation scale = 3, center D(3,1)
Reflection $y = 3$



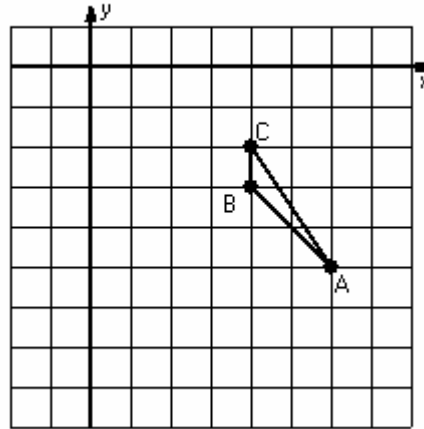
Two-Step Transformations (H)

Instructions: Transform each triangle twice using the instructions in the order given.
Draw and label each transformation.

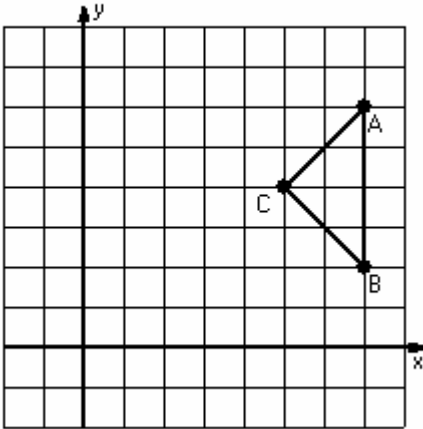
- 1) Dilation scale = 3, center D(4,4)
Reflection $x = 2$



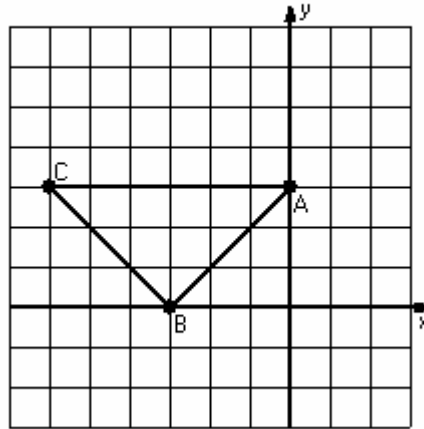
- 2) Translation $(-5, -3)$
Rotation 90° clockwise, center R(2, -7)



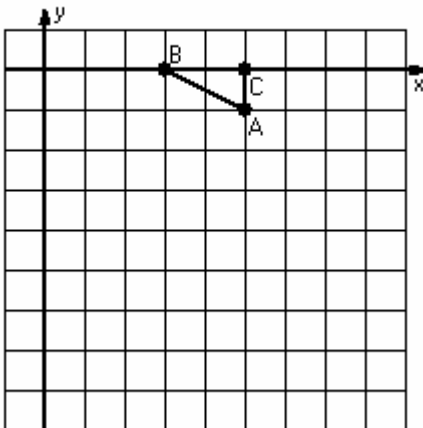
- 3) Dilation scale = $1/2$, center D(5,6)
Translation $(-5, -4)$



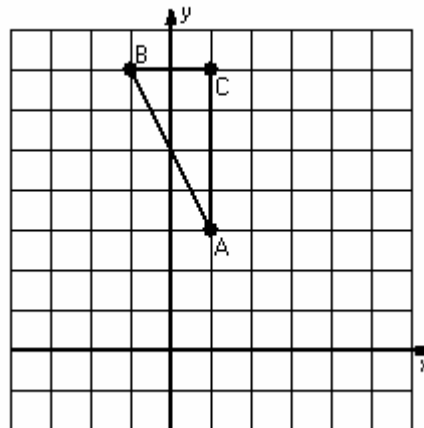
- 4) Dilation scale = $1/3$, center D(0,0)
Rotation 90° counterclockwise, center R(-5,1)



- 5) Reflection $y = -2$
Translation $(2, 3)$



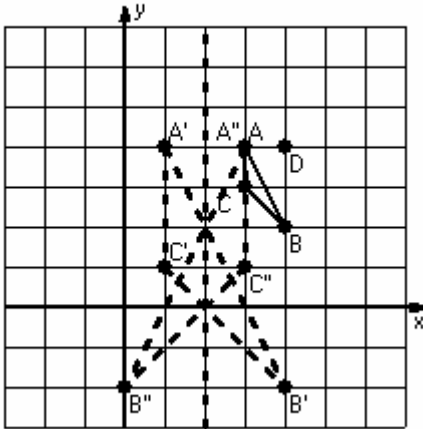
- 6) Rotation 180° , center R(-1,3)
Reflection $x = 0$



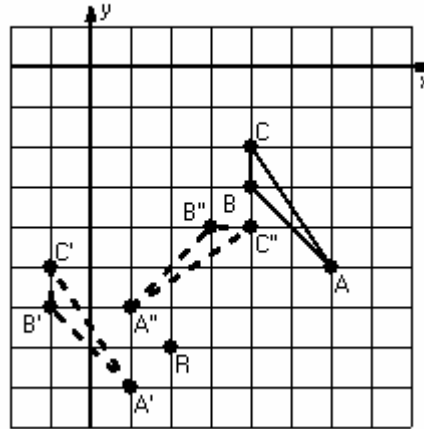
Two-Step Transformations Answer (H)

Instructions: Transform each triangle twice using the instructions in the order given.
Draw and label each transformation.

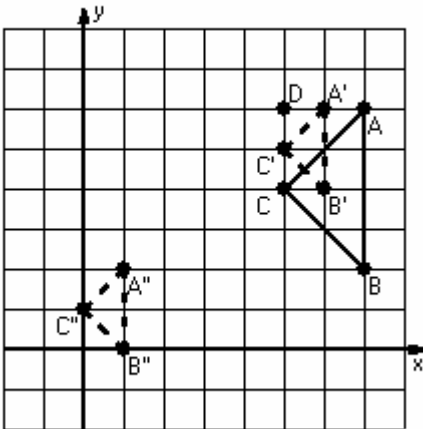
- 1) Dilation scale = 3, center D(4,4)
Reflection $x = 2$



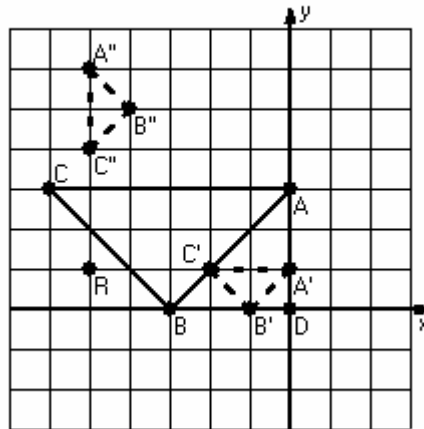
- 2) Translation $(-5,-3)$
Rotation 90° clockwise, center R(2,-7)



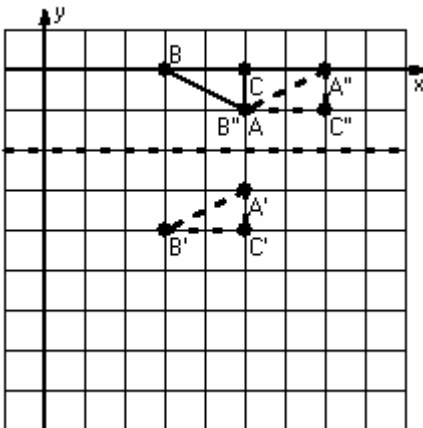
- 3) Dilation scale = $1/2$, center D(5,6)
Translation $(-5,-4)$



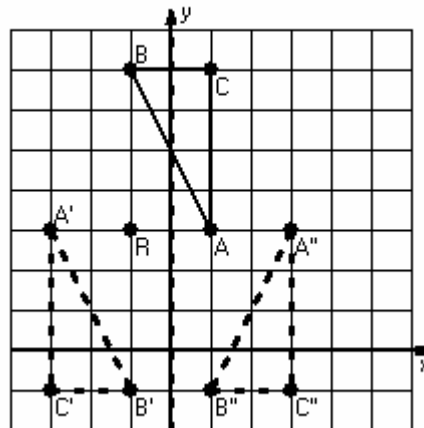
- 4) Dilation scale = $1/3$, center D(0,0)
Rotation 90° counterclockwise, center R(-5,1)



- 5) Reflection $y = -2$
Translation $(2,3)$



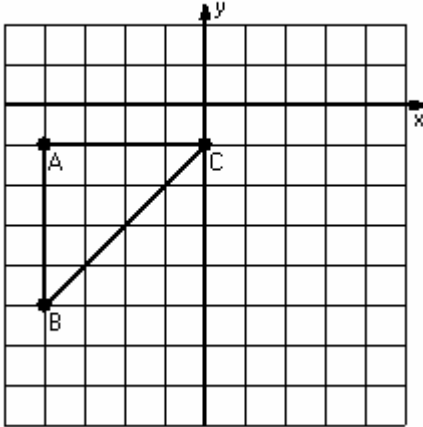
- 6) Rotation 180° , center R(-1,3)
Reflection $x = 0$



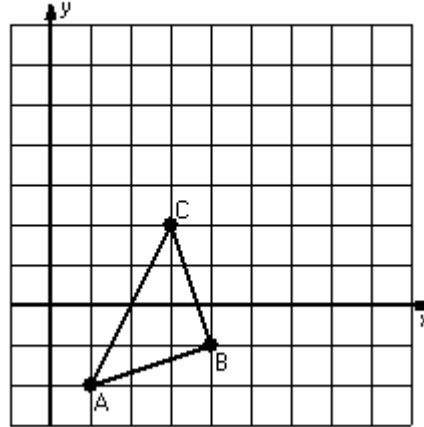
Two-Step Transformations (I)

Instructions: Transform each triangle twice using the instructions in the order given.
Draw and label each transformation.

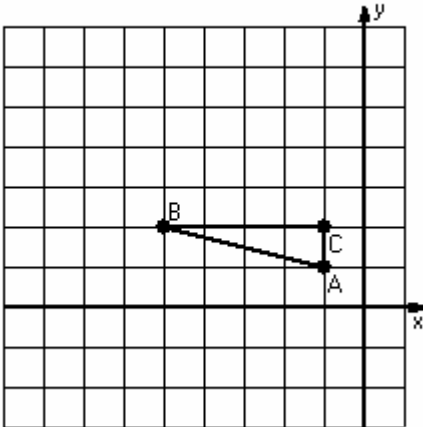
- 1) Dilation scale = $\frac{1}{4}$, center $D(0,-5)$
Reflection $y = -3$



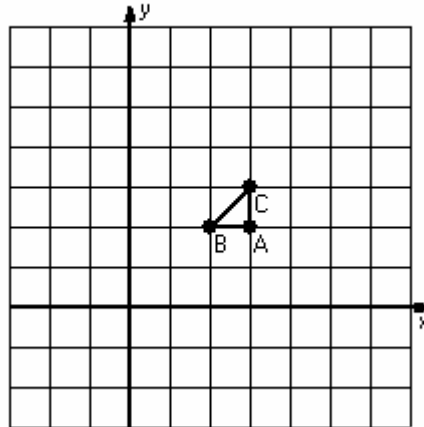
- 2) Translation $(-1, 2)$
Rotation 90° clockwise, center $R(4, 1)$



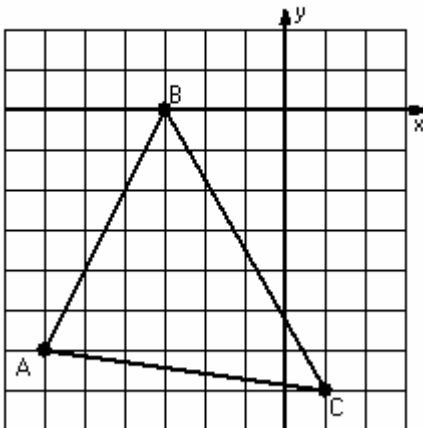
- 3) Dilation scale = 2, center $D(-2, -1)$
Translation $(0, 5)$



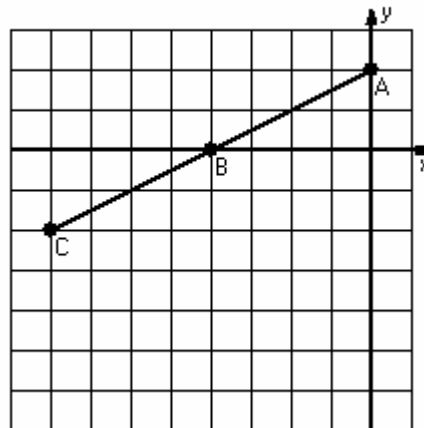
- 4) Dilation scale = 3, center $D(4, 2)$
Rotation 90° counterclockwise, center $R(0, 3)$



- 5) Reflection $x = -2$
Translation $(0, 1)$



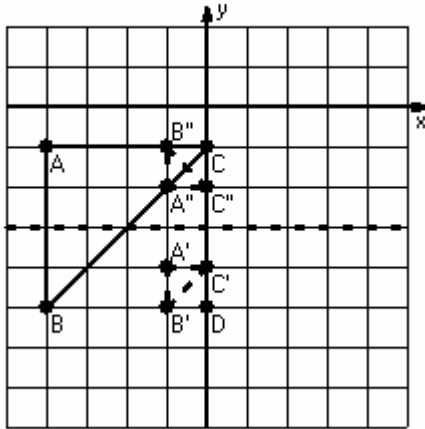
- 6) Dilation scale = $\frac{1}{2}$, center $D(-6, -2)$
Translation $(1, -4)$



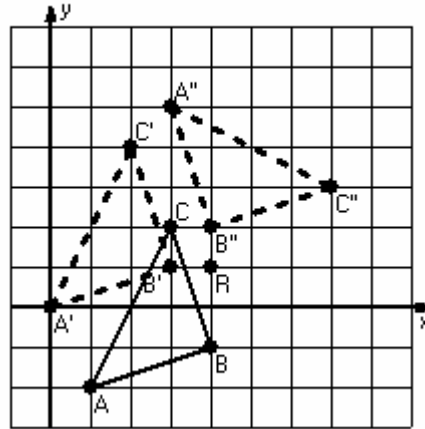
Two-Step Transformations Answer (I)

Instructions: Transform each triangle twice using the instructions in the order given.
Draw and label each transformation.

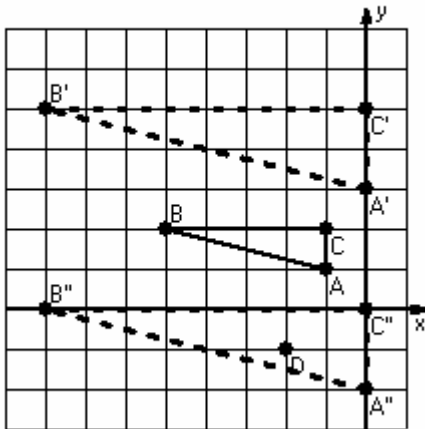
- 1) Dilation scale = $\frac{1}{4}$, center $D(0,-5)$
Reflection $y = -3$



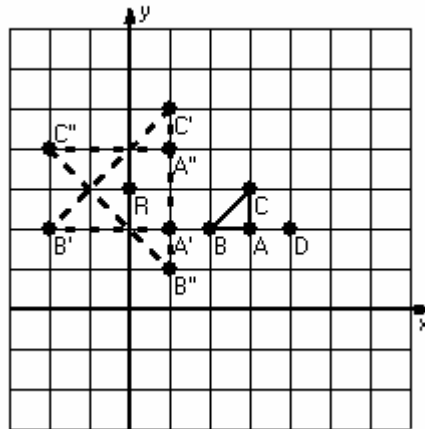
- 2) Translation $[-1, 2]$
Rotation 90° clockwise, center $R(4, 1)$



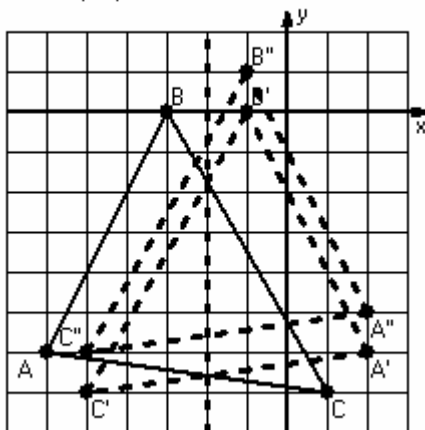
- 3) Dilation scale = 2, center $D(-2, -1)$
Translation $(0, 5)$



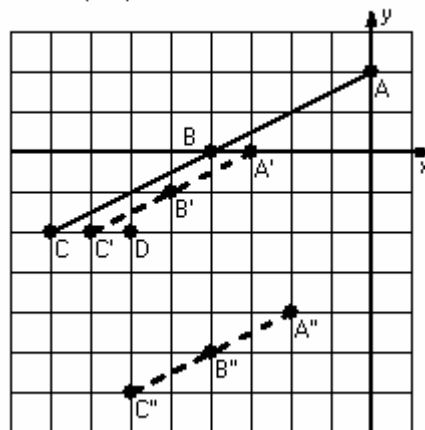
- 4) Dilation scale = 3, center $D(4, 2)$
Rotation 90° counterclockwise, center $R(0, 3)$



- 5) Reflection $x = -2$
Translation $(0, 1)$



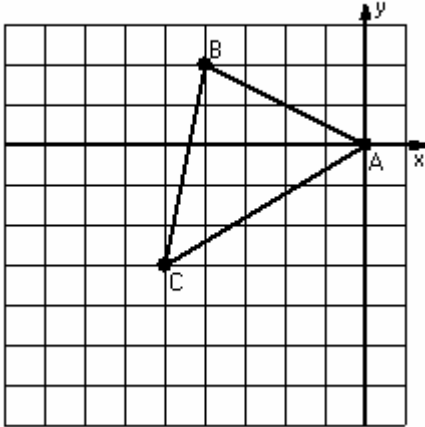
- 6) Dilation scale = $\frac{1}{2}$, center $D(-6, -2)$
Translation $(1, -4)$



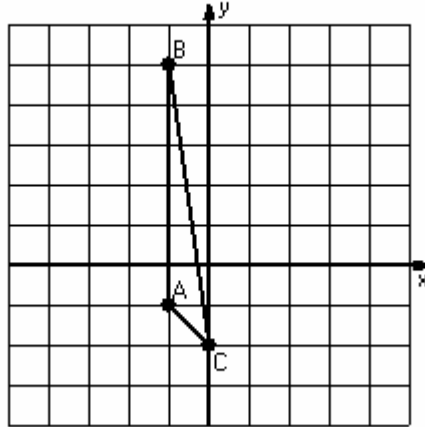
Two-Step Transformations (J)

Instructions: Transform each triangle twice using the instructions in the order given.
Draw and label each transformation.

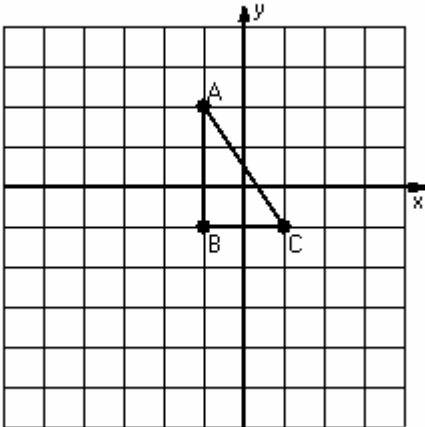
- 1) Reflection $x = -3$
Translation $(-2, -3)$



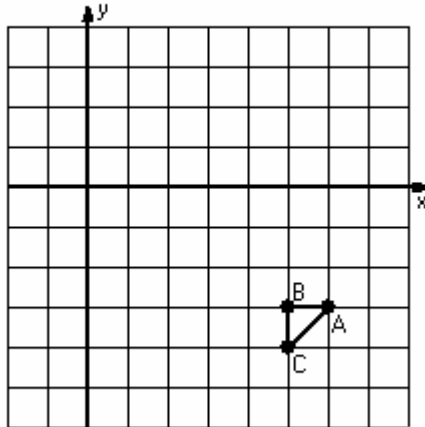
- 2) Rotation 90° clockwise, center R(0,1)
Reflection $y = 3$



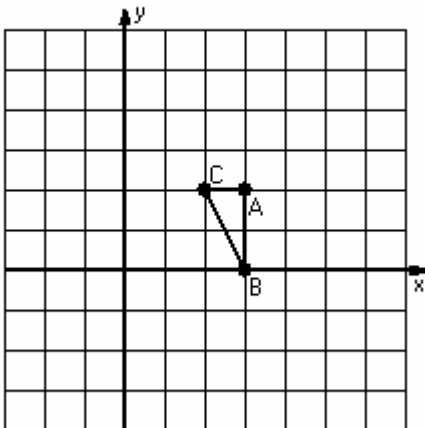
- 3) Dilation scale = 2, center D(0,2)
Reflection $x = -1$



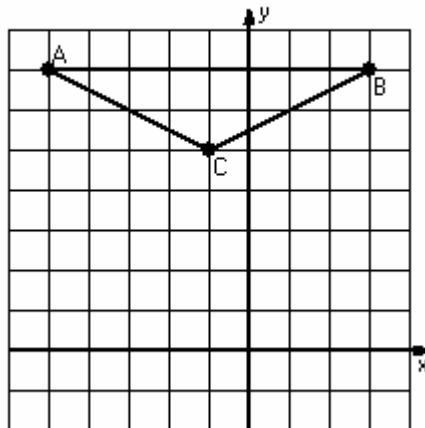
- 4) Reflection $y = -1$
Translation $(-2, -6)$



- 5) Rotation 90° clockwise, center R(5,1)
Reflection $x = 3$



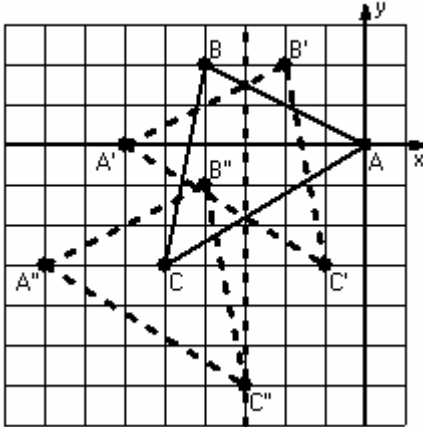
- 6) Dilation scale = $1/2$, center D(-3,5)
Reflection $y = 3$



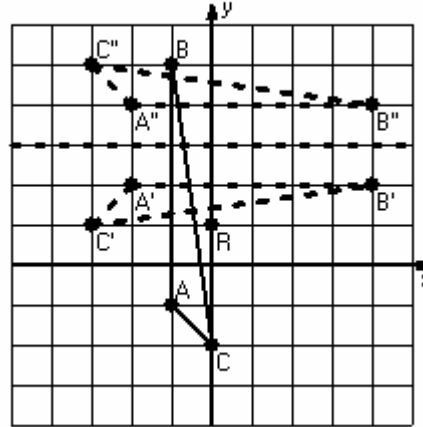
Two-Step Transformations Answer (J)

Instructions: Transform each triangle twice using the instructions in the order given.
Draw and label each transformation.

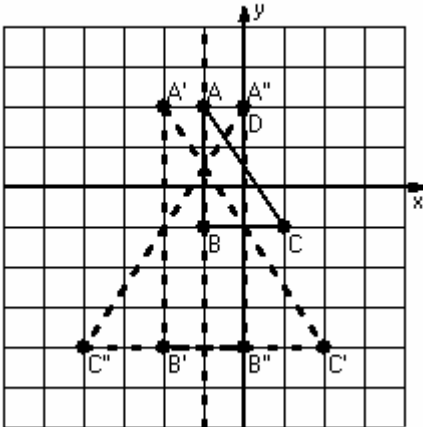
- 1) Reflection $x = -3$
Translation $(-2, -3)$



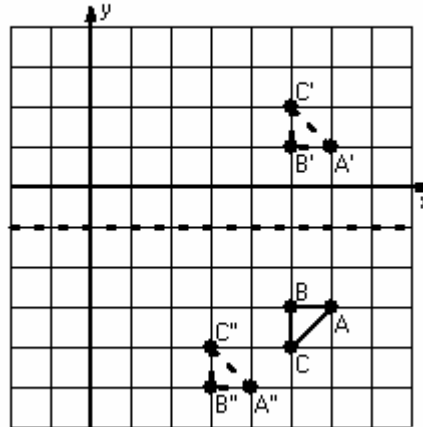
- 2) Rotation 90° clockwise, center $R(0,1)$
Reflection $y = 3$



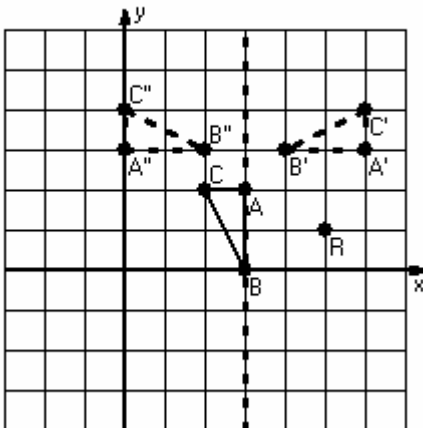
- 3) Dilation scale = 2, center $D(0,2)$
Reflection $x = -1$



- 4) Reflection $y = -1$
Translation $(-2, -6)$



- 5) Rotation 90° clockwise, center $R(5,1)$
Reflection $x = 3$



- 6) Dilation scale = $1/2$, center $D(-3,5)$
Reflection $y = 3$

