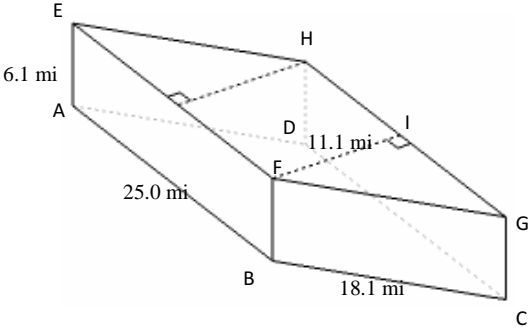


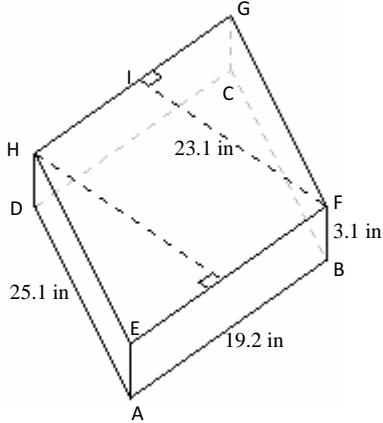
Volume and Surface Area of Parallelogram Prisms (B)

Instructions: Find the volume and surface area for each parallelogram prism.

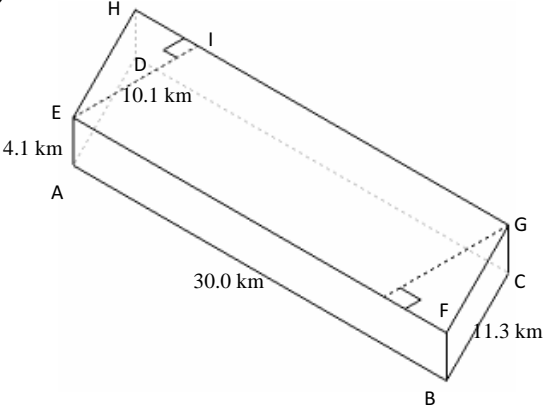
1)



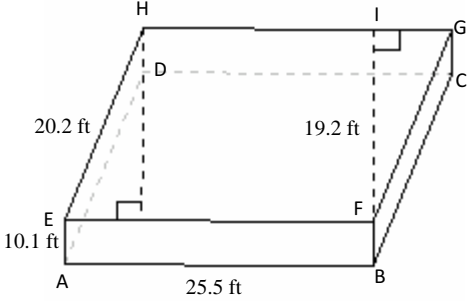
2)



3)

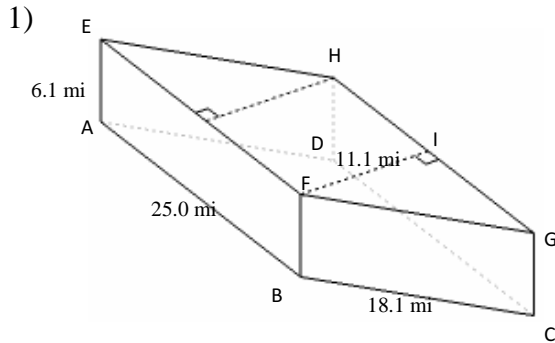


4)



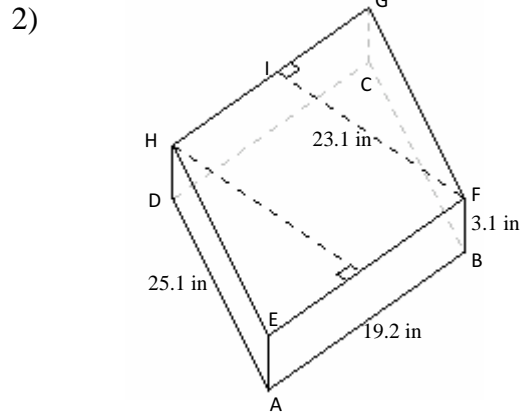
Volume and Surface Area of Parallelogram Prisms (B)

Instructions: Find the volume and surface area for each parallelogram prism.



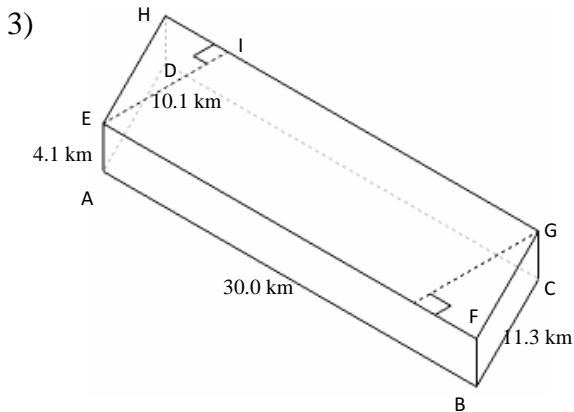
$$\begin{aligned} V &= \text{Area of } ABCD \times AE \\ &= (AB \times FI) \times AE \\ &= (25.0 \times 11.1) \times 6.1 \\ &= 1692.8 \text{ mi}^3 \end{aligned}$$

$$\begin{aligned} A &= (2 \times \text{Area of } ABCD) + (\text{perimeter of } ABCD \times AE) \\ &= (2 \times (AB \times FI)) + (((2 \times AB) + (2 \times BC)) \times AE) \\ &= (2 \times (25.0 \times 11.1)) + (((2 \times 25.0) + (2 \times 18.1)) \times 6.1) \\ &= 1080.8 \text{ mi}^2 \end{aligned}$$



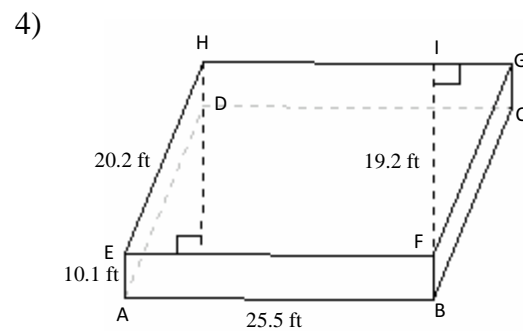
$$\begin{aligned} V &= \text{Area of } ABCD \times AE \\ &= (AB \times FI) \times AE \\ &= (19.2 \times 23.1) \times 3.1 \\ &= 1374.9 \text{ in}^3 \end{aligned}$$

$$\begin{aligned} A &= (2 \times \text{Area of } ABCD) + (\text{perimeter of } ABCD \times AE) \\ &= (2 \times (AB \times FI)) + (((2 \times AB) + (2 \times EH)) \times AE) \\ &= (2 \times (19.2 \times 23.1)) + (((2 \times 19.2) + (2 \times 25.1)) \times 3.1) \\ &= 1161.7 \text{ in}^2 \end{aligned}$$



$$\begin{aligned} V &= \text{Area of } ABCD \times AE \\ &= (AB \times EI) \times AE \\ &= (30.0 \times 10.1) \times 4.1 \\ &= 1242.3 \text{ km}^3 \end{aligned}$$

$$\begin{aligned} A &= (2 \times \text{Area of } ABCD) + (\text{perimeter of } ABCD \times AE) \\ &= (2 \times (AB \times EI)) + (((2 \times AB) + (2 \times BC)) \times AE) \\ &= (2 \times (30.0 \times 10.1)) + (((2 \times 30.0) + (2 \times 11.3)) \times 4.1) \\ &= 944.7 \text{ km}^2 \end{aligned}$$



$$\begin{aligned} V &= \text{Area of } ABCD \times AE \\ &= (AB \times EI) \times AE \\ &= (25.5 \times 19.2) \times 10.1 \\ &= 4945.0 \text{ ft}^3 \end{aligned}$$

$$\begin{aligned} A &= (2 \times \text{Area of } ABCD) + (\text{perimeter of } ABCD \times AE) \\ &= (2 \times (AB \times EI)) + (((2 \times AB) + (2 \times EH)) \times AE) \\ &= (2 \times (25.5 \times 19.2)) + (((2 \times 25.5) + (2 \times 20.2)) \times 10.1) \\ &= 1902.3 \text{ ft}^2 \end{aligned}$$