

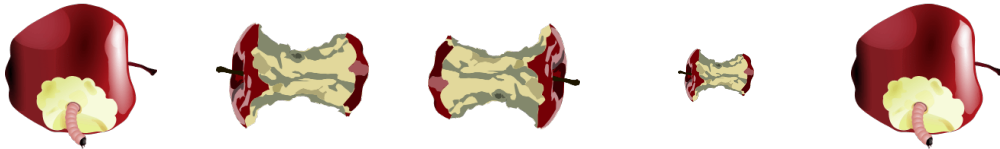
Apples and Worms Picture Patterns (A)

Cut and paste a picture that continues each pattern.

1.



2.



3.



4.



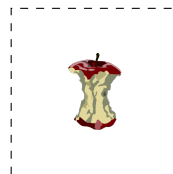
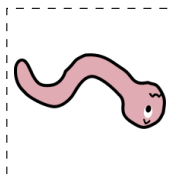

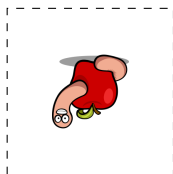

5.



6.



Cut-outs



Images from Openclipart.org

Math-Drills.com