








Back to School Picture Patterns (A)







Cut and paste a picture that continues each pattern.







1.      

2.      

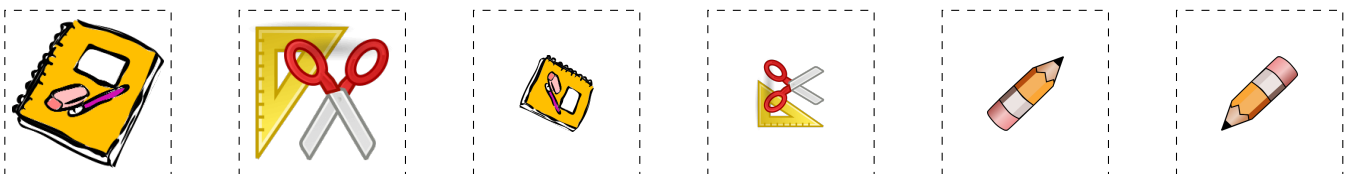
3.      

4.      

5.      

6.      


Cut-outs




Back to School Picture Patterns (A) Answers

Cut and paste a picture that continues each pattern.

1.



2.



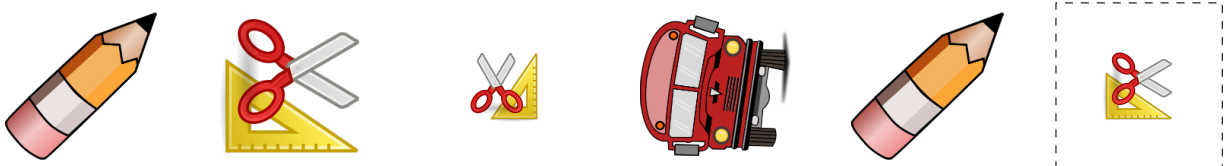
3.




4.



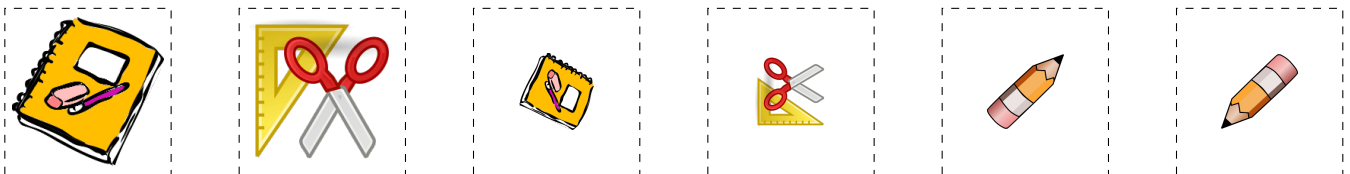
5.



6.



Cut-outs



Images from Openclipart.org

Math-Drills.com