

# St. Patrick's Day Patterns (A)

Cut and paste a picture that continues each pattern.

1.



2.



3.



4.




5.



6.



## Cut-outs



Images from [Openclipart.org](http://Openclipart.org)

Happy St. Patrick's Day from [Math-Drills.com](http://Math-Drills.com)!

# St. Patrick's Day Patterns (A) Answers

Cut and paste a picture that continues each pattern.

1.



2.



3.



4.




5.



6.



## Cut-outs



Images from [Openclipart.org](http://Openclipart.org)

Happy St. Patrick's Day from [Math-Drills.com](http://Math-Drills.com)!

# St. Patrick's Day Patterns (B)

Cut and paste a picture that continues each pattern.

1.  

2.  


3.  

4.  

5.  

6.  

## Cut-outs



Images from [Openclipart.org](http://Openclipart.org)


Happy St. Patrick's Day from [Math-Drills.com](http://Math-Drills.com)!

# St. Patrick's Day Patterns (B) Answers

Cut and paste a picture that continues each pattern.



## Cut-outs



Images from [Openclipart.org](http://Openclipart.org)

Happy St. Patrick's Day from Math-Drills.com!

# St. Patrick's Day Patterns (C)

Cut and paste a picture that continues each pattern.

1.



2.



3.



4.



5.



6.



## Cut-outs





Images from [Openclipart.org](http://Openclipart.org)


Happy St. Patrick's Day from Math-Drills.com!

# St. Patrick's Day Patterns (C) Answers

Cut and paste a picture that continues each pattern.



## Cut-outs




Images from [Openclipart.org](http://Openclipart.org)

Happy St. Patrick's Day from Math-Drills.com!

# St. Patrick's Day Patterns (D)

Cut and paste a picture that continues each pattern.


1.




2.



3.




4.



5.



6.



## Cut-outs



Images from [Openclipart.org](http://Openclipart.org)

Happy St. Patrick's Day from [Math-Drills.com](http://Math-Drills.com)!

# St. Patrick's Day Patterns (D) Answers

Cut and paste a picture that continues each pattern.

1.



2.



3.



4.




5.



6.



## Cut-outs



Images from [Openclipart.org](http://Openclipart.org)

Happy St. Patrick's Day from [Math-Drills.com](http://Math-Drills.com)!



# St. Patrick's Day Patterns (E)

Cut and paste a picture that continues each pattern.

1.  

2.  


3.  

4.  

5.  

6.  

## Cut-outs



Images from [Openclipart.org](http://Openclipart.org)


Happy St. Patrick's Day from Math-Drills.com!

# St. Patrick's Day Patterns (E) Answers

Cut and paste a picture that continues each pattern.



## Cut-outs




Images from [Openclipart.org](http://Openclipart.org)

Happy St. Patrick's Day from Math-Drills.com!


# St. Patrick's Day Patterns (F)

Cut and paste a picture that continues each pattern.


1.




2.




3.




4.



5.



6.



## Cut-outs



Images from [Openclipart.org](http://Openclipart.org)


Happy St. Patrick's Day from Math-Drills.com!

# St. Patrick's Day Patterns (F) Answers

Cut and paste a picture that continues each pattern.



## Cut-outs



Images from [Openclipart.org](http://Openclipart.org)

Happy St. Patrick's Day from Math-Drills.com!

# St. Patrick's Day Patterns (G)

Cut and paste a picture that continues each pattern.

1.  

2.  

3.  

4.  

5.  

6.  

## Cut-outs



Images from [Openclipart.org](http://Openclipart.org)


Happy St. Patrick's Day from Math-Drills.com!

# St. Patrick's Day Patterns (G) Answers

Cut and paste a picture that continues each pattern.



## Cut-outs



Images from [Openclipart.org](http://Openclipart.org)

Happy St. Patrick's Day from Math-Drills.com!

# St. Patrick's Day Patterns (H)

Cut and paste a picture that continues each pattern.

1.      

2.      


3.      

4.      

5.      

6.      

## Cut-outs



Images from [Openclipart.org](http://Openclipart.org)


Happy St. Patrick's Day from Math-Drills.com!

# St. Patrick's Day Patterns (H) Answers

Cut and paste a picture that continues each pattern.



## Cut-outs



Images from [Openclipart.org](http://Openclipart.org)

Happy St. Patrick's Day from Math-Drills.com!



# St. Patrick's Day Patterns (I)

Cut and paste a picture that continues each pattern.


1.  

2.  


3.  

4.  

5.  

6.  

## Cut-outs




Images from [Openclipart.org](http://Openclipart.org)


Happy St. Patrick's Day from Math-Drills.com!

# St. Patrick's Day Patterns (I) Answers

Cut and paste a picture that continues each pattern.



## Cut-outs




Images from [Openclipart.org](http://Openclipart.org)

Happy St. Patrick's Day from Math-Drills.com!


# St. Patrick's Day Patterns (J)

Cut and paste a picture that continues each pattern.


1.



2.




3.




4.



5.



6.



## Cut-outs



Images from [Openclipart.org](http://Openclipart.org)

Happy St. Patrick's Day from Math-Drills.com!

# St. Patrick's Day Patterns (J) Answers

Cut and paste a picture that continues each pattern.

1.



2.



3.



4.




5.



6.



## Cut-outs



Images from [Openclipart.org](http://Openclipart.org)

Happy St. Patrick's Day from [Math-Drills.com](http://Math-Drills.com)!