


Nunavut Day Picture Patterns (A)

Cut and paste a picture that continues each pattern.


1.




2.



3.




4.





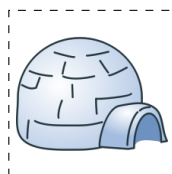


5.



6.



Cut-outs


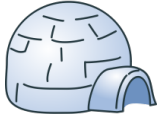


Purple Saxifrage by Aldo. Other images from OpenClipart.org


Nunavut Day Picture Patterns (A) Answers

Cut and paste a picture that continues each pattern.


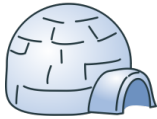
1.




2.



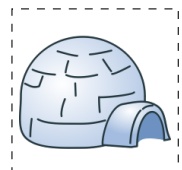
3.



4.



5.



6.



Cut-outs

