















Valentines Day Patterns (A)

Cut and paste a picture that continues each pattern.

1.      

2.      

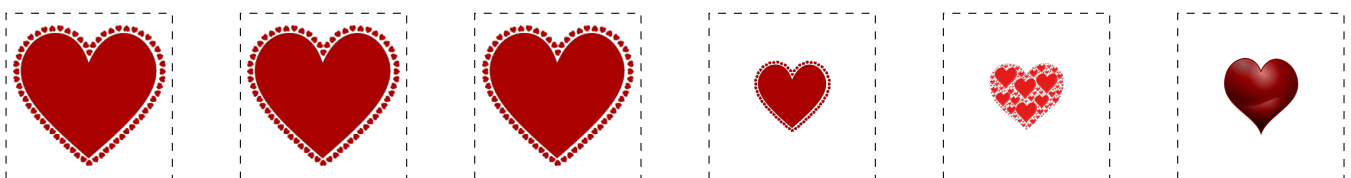
3.      

4.      

5.      

6.      

Cut-outs







Images from Openclipart.org

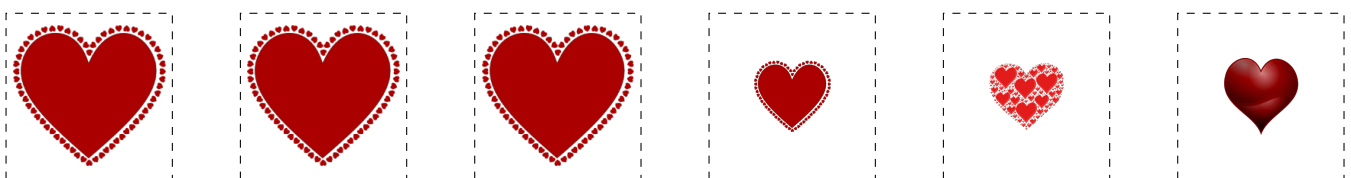
Happy Valentines Day from Math-Drills.com!

Valentines Day Patterns (A) Answers

Cut and paste a picture that continues each pattern.



Cut-outs



Images from Openclipart.org

Happy Valentines Day from Math-Drills.com!