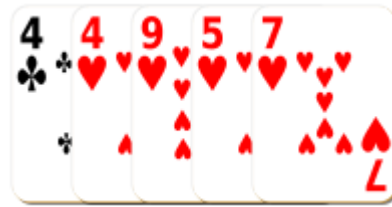


Adding Playing Cards (B)

Find the sum of each set of cards.



Adding Playing Cards (B) Answers

Find the sum of each set of cards.



31



30




25




48



32



29



22



45



35



39



35



47