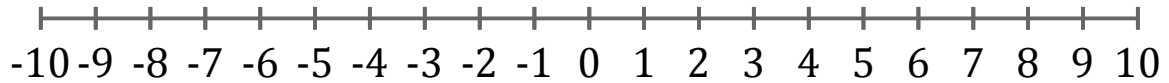


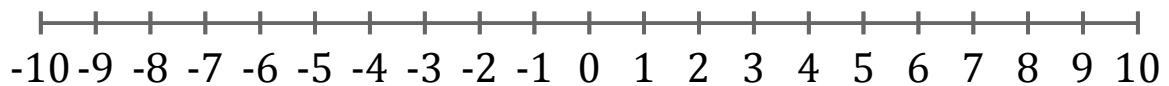
Graphing Inequalities (B)

Graph each inequality on a number line.

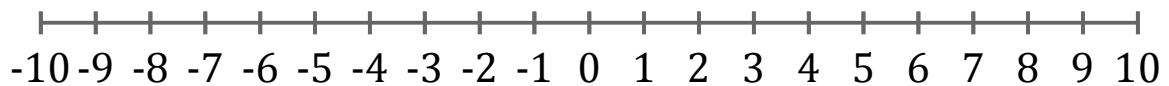
1. $x \geq -7$



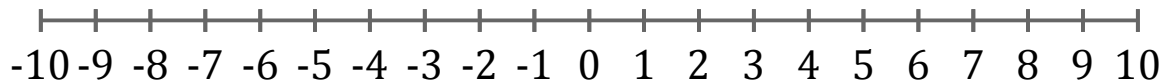
2. $x > 3$



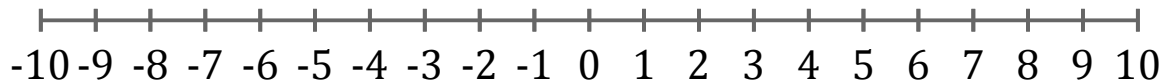
3. $x \geq -7$



4. $x \leq 8$



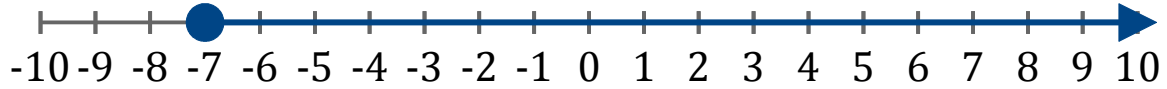
5. $x \leq -9$



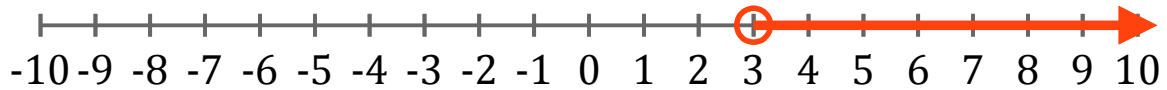
Graphing Inequalities (B) Answers

Graph each inequality on a number line.

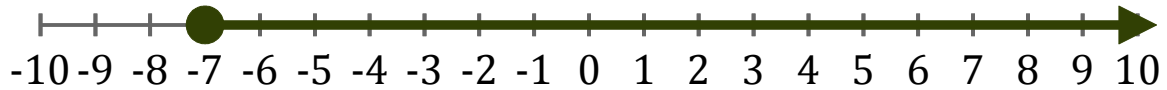
1. $x \geq -7$



2. $x > 3$



3. $x \geq -7$



4. $x \leq 8$



5. $x \leq -9$

