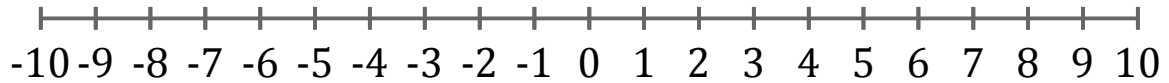


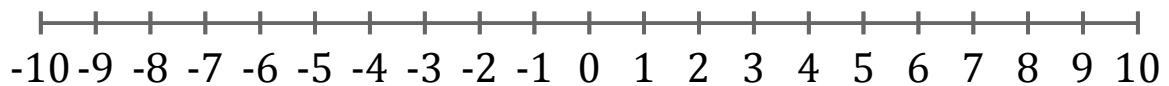
# Graphing Inequalities (C)

Graph each inequality on a number line.

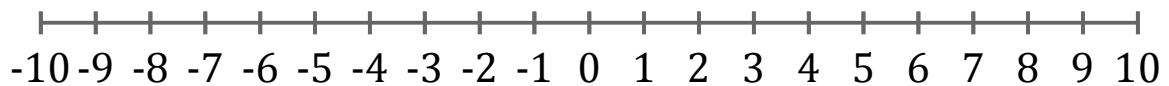
1.  $x < 4$



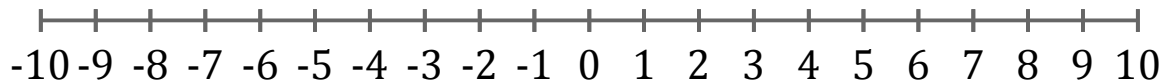
2.  $x > 7$



3.  $x \geq -6$



4.  $x > -2$



5.  $x > -9$

