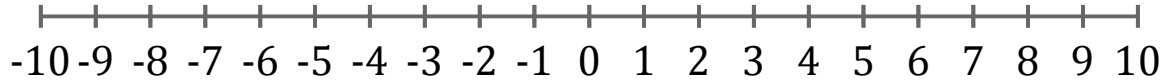


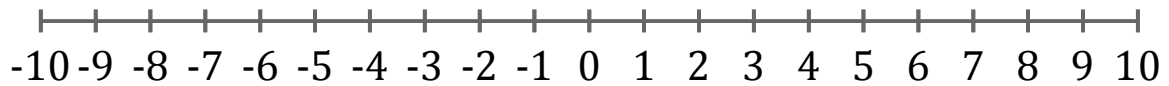
# Graphing Inequalities (D)

Graph each inequality on a number line.

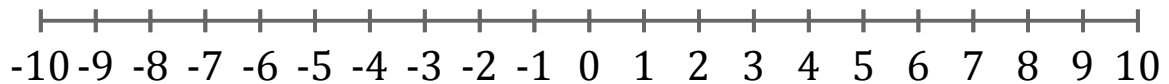
1.  $x < 3$



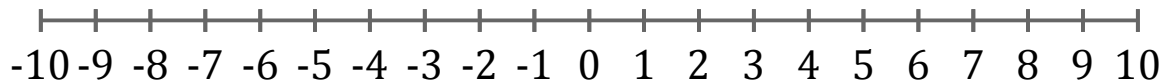
2.  $x \leq -5$



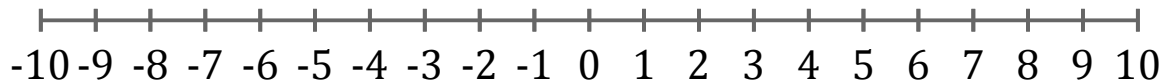
3.  $x \leq -7$



4.  $x > 8$



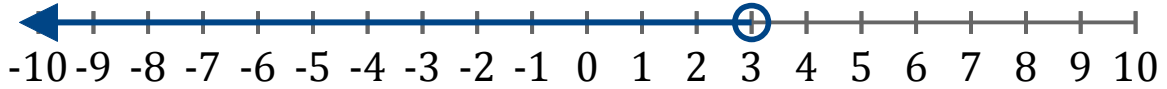
5.  $x > -9$



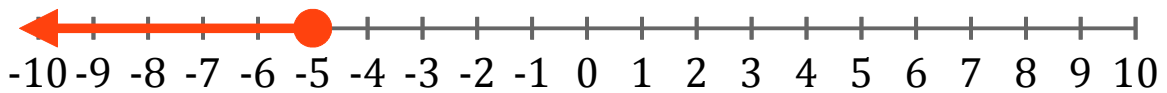
# Graphing Inequalities (D) Answers

Graph each inequality on a number line.

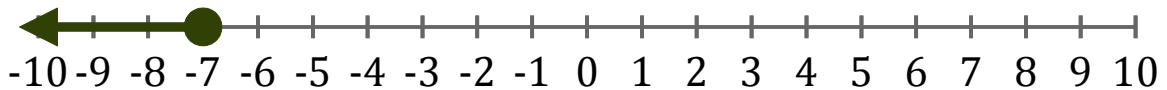
1.  $x < 3$



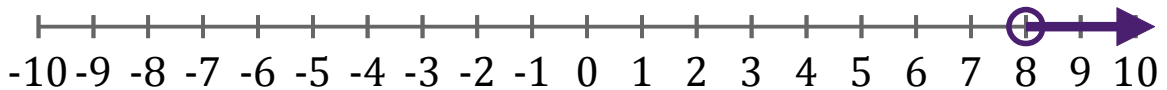
2.  $x \leq -5$



3.  $x \leq -7$



4.  $x > 8$



5.  $x > -9$

