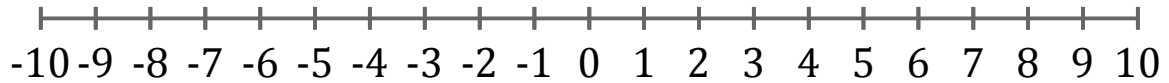


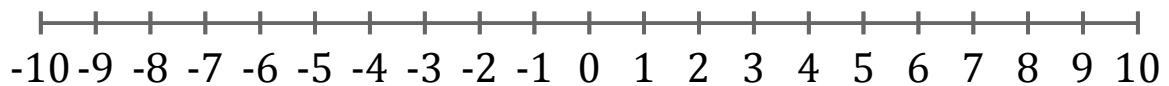
Graphing Inequalities (H)

Graph each inequality on a number line.

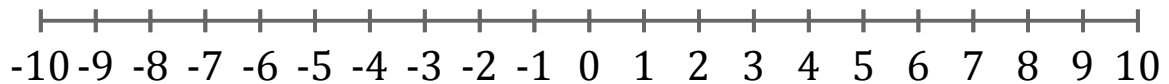
1. $x < 5$



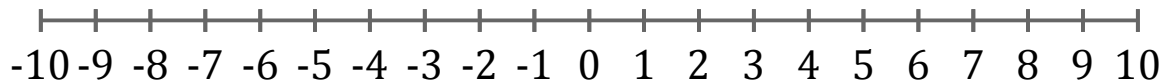
2. $x > -6$



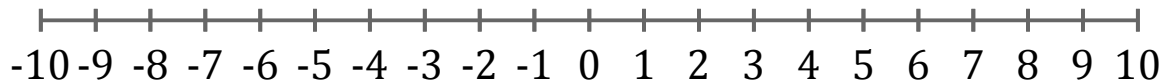
3. $x \geq 5$



4. $x \leq -2$



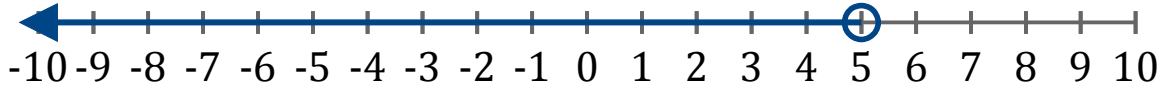
5. $x \geq 6$



Graphing Inequalities (H) Answers

Graph each inequality on a number line.

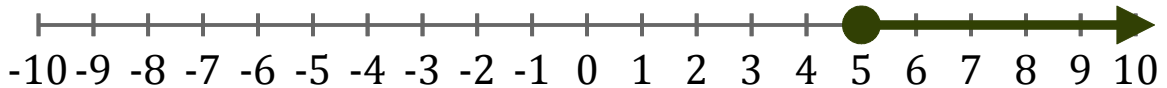
1. $x < 5$



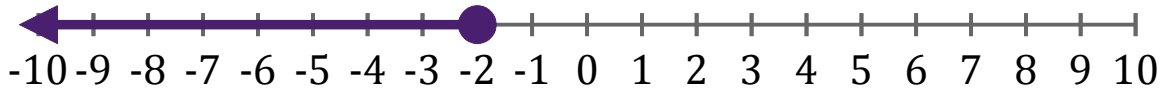
2. $x > -6$



3. $x \geq 5$



4. $x \leq -2$



5. $x \geq 6$

