

Christmas Math Patterns (C)

Name: _____


Date: _____

Cut and paste a picture that continues each pattern.


1.



2.




3.




4.





5.



6.



Cut-outs



Images from Openclipart.org

Merry Christmas from Math-Drills.com!


Christmas Math Patterns (C) Answers

Name: _____

Date: _____

Cut and paste a picture that continues each pattern.

1. 

2. 

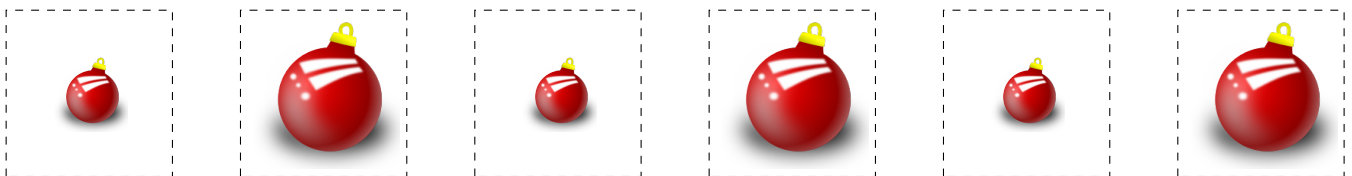
3. 

4. 

5. 

6. 

Cut-outs



Images from Openclipart.org

Merry Christmas from Math-Drills.com!