

Christmas Math Patterns (A)

Name: _____

Date: _____

Cut and paste a picture that continues each pattern.


1.



2.




3.




4.



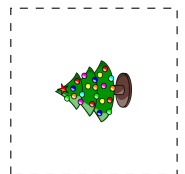
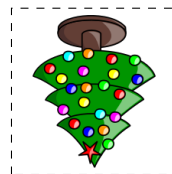
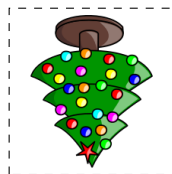
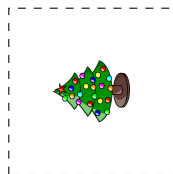
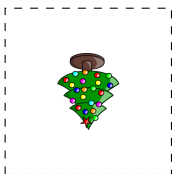
5.



6.



Cut-outs



Images from Openclipart.org

Merry Christmas from Math-Drills.com!