


Christmas Math Patterns (I)



Name: _____

Date: _____

Cut and paste a picture that continues each pattern.



1.  

2.  

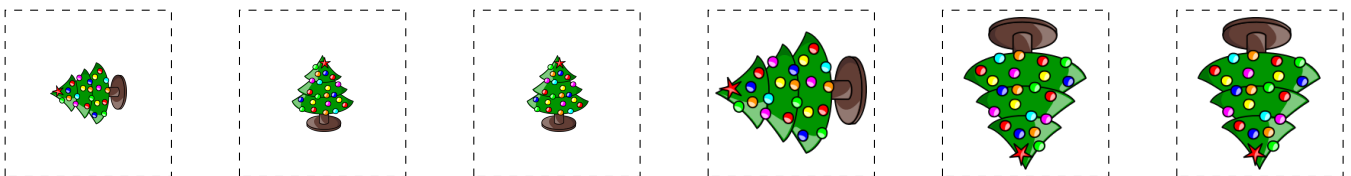
3.  

4.  

5.  

6.  

Cut-outs



Images from Openclipart.org

Merry Christmas from Math-Drills.com!

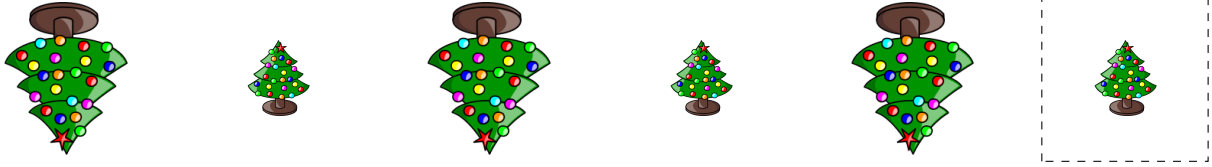
Christmas Math Patterns (I) Answers

Name: _____

Date: _____

Cut and paste a picture that continues each pattern.

1.




2.



3.



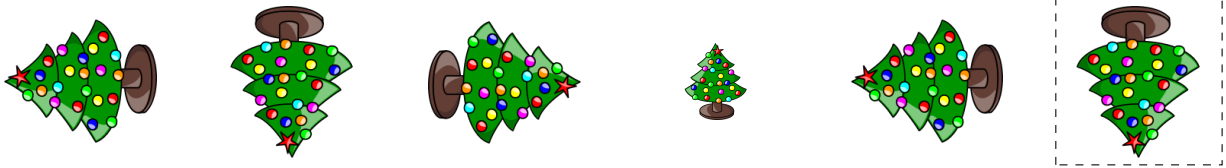
4.



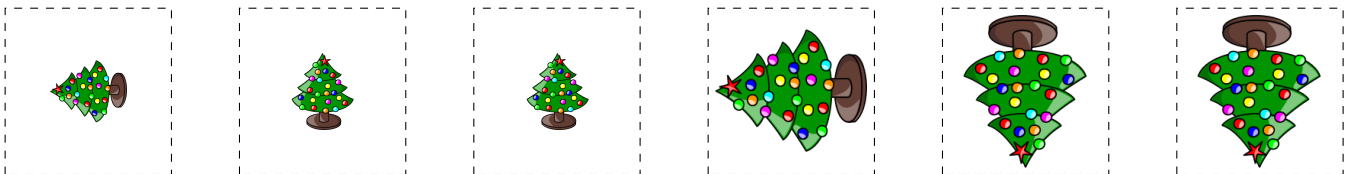
5.



6.



Cut-outs



Images from Openclipart.org

Merry Christmas from Math-Drills.com!