


Easter Egg Frequencies (A)






Name: _____

Date: _____

Score: _____

Determine the frequency, relative frequency and percentage (one place) of each item.



Item	Frequency	Relative Frequency	Percentage
			
			
			
			
			


Easter Egg Frequencies (A) Answers






Name: _____

Date: _____

Score: _____

Determine the frequency, relative frequency and percentage (one place) of each item.



Item	Frequency	Relative Frequency	Percentage
	53	$\frac{53}{200}$	26.5%
	51	$\frac{51}{200}$	25.5%
	26	$\frac{26}{200} = \frac{13}{100}$	13%
	25	$\frac{25}{200} = \frac{1}{8}$	12.5%
	45	$\frac{45}{200} = \frac{9}{40}$	22.5%


Easter Egg Frequencies (B)






Name: _____

Date: _____

Score: _____

Determine the frequency, relative frequency and percentage (one place) of each item.



Item	Frequency	Relative Frequency	Percentage
			
			
			
			
			


Easter Egg Frequencies (B) Answers






Name: _____

Date: _____

Score: _____

Determine the frequency, relative frequency and percentage (one place) of each item.



Item	Frequency	Relative Frequency	Percentage
	64	$\frac{64}{200} = \frac{8}{25}$	32%
	28	$\frac{28}{200} = \frac{7}{50}$	14%
	53	$\frac{53}{200}$	26.5%
	45	$\frac{45}{200} = \frac{9}{40}$	22.5%
	10	$\frac{10}{200} = \frac{1}{20}$	5%


Easter Egg Frequencies (C)






Name: _____

Date: _____

Score: _____

Determine the frequency, relative frequency and percentage (one place) of each item.



Item	Frequency	Relative Frequency	Percentage
			
			
			
			
			


Easter Egg Frequencies (C) Answers






Name: _____

Date: _____

Score: _____

Determine the frequency, relative frequency and percentage (one place) of each item.



Item	Frequency	Relative Frequency	Percentage
	38	$\frac{38}{200} = \frac{19}{100}$	19%
	22	$\frac{22}{200} = \frac{11}{100}$	11%
	22	$\frac{22}{200} = \frac{11}{100}$	11%
	71	$\frac{71}{200}$	35.5%
	47	$\frac{47}{200}$	23.5%


Easter Egg Frequencies (D)






Name: _____

Date: _____

Score: _____

Determine the frequency, relative frequency and percentage (one place) of each item.



Item	Frequency	Relative Frequency	Percentage
			
			
			
			
			


Easter Egg Frequencies (D) Answers






Name: _____

Date: _____

Score: _____

Determine the frequency, relative frequency and percentage (one place) of each item.



Item	Frequency	Relative Frequency	Percentage
	44	$\frac{44}{200} = \frac{11}{50}$	22%
	28	$\frac{28}{200} = \frac{7}{50}$	14%
	56	$\frac{56}{200} = \frac{7}{25}$	28%
	13	$\frac{13}{200}$	6.5%
	59	$\frac{59}{200}$	29.5%


Easter Egg Frequencies (E)






Name: _____

Date: _____

Score: _____

Determine the frequency, relative frequency and percentage (one place) of each item.



Item	Frequency	Relative Frequency	Percentage
			
			
			
			
			


Easter Egg Frequencies (E) Answers






Name: _____

Date: _____

Score: _____

Determine the frequency, relative frequency and percentage (one place) of each item.



Item	Frequency	Relative Frequency	Percentage
	37	$\frac{37}{200}$	18.5%
	40	$\frac{40}{200} = \frac{1}{5}$	20%
	16	$\frac{16}{200} = \frac{2}{25}$	8%
	46	$\frac{46}{200} = \frac{23}{100}$	23%
	61	$\frac{61}{200}$	30.5%


Easter Egg Frequencies (F)






Name: _____

Date: _____

Score: _____

Determine the frequency, relative frequency and percentage (one place) of each item.



Item	Frequency	Relative Frequency	Percentage
			
			
			
			
			


Easter Egg Frequencies (F) Answers






Name: _____

Date: _____

Score: _____

Determine the frequency, relative frequency and percentage (one place) of each item.



Item	Frequency	Relative Frequency	Percentage
	59	$\frac{59}{200}$	29.5%
	14	$\frac{14}{200} = \frac{7}{100}$	7%
	45	$\frac{45}{200} = \frac{9}{40}$	22.5%
	37	$\frac{37}{200}$	18.5%
	45	$\frac{45}{200} = \frac{9}{40}$	22.5%


Easter Egg Frequencies (G)






Name: _____

Date: _____

Score: _____

Determine the frequency, relative frequency and percentage (one place) of each item.



Item	Frequency	Relative Frequency	Percentage
			
			
			
			
			


Easter Egg Frequencies (G) Answers






Name: _____

Date: _____

Score: _____

Determine the frequency, relative frequency and percentage (one place) of each item.



Item	Frequency	Relative Frequency	Percentage
	56	$\frac{56}{200} = \frac{7}{25}$	28%
	27	$\frac{27}{200}$	13.5%
	34	$\frac{34}{200} = \frac{17}{100}$	17%
	27	$\frac{27}{200}$	13.5%
	56	$\frac{56}{200} = \frac{7}{25}$	28%


Easter Egg Frequencies (H)






Name: _____

Date: _____

Score: _____

Determine the frequency, relative frequency and percentage (one place) of each item.



Item	Frequency	Relative Frequency	Percentage
			
			
			
			
			


Easter Egg Frequencies (H) Answers






Name: _____

Date: _____

Score: _____

Determine the frequency, relative frequency and percentage (one place) of each item.



Item	Frequency	Relative Frequency	Percentage
	34	$\frac{34}{200} = \frac{17}{100}$	17%
	29	$\frac{29}{200}$	14.5%
	56	$\frac{56}{200} = \frac{7}{25}$	28%
	26	$\frac{26}{200} = \frac{13}{100}$	13%
	55	$\frac{55}{200} = \frac{11}{40}$	27.5%


Easter Egg Frequencies (I)






Name: _____

Date: _____

Score: _____

Determine the frequency, relative frequency and percentage (one place) of each item.



Item	Frequency	Relative Frequency	Percentage
			
			
			
			
			


Easter Egg Frequencies (I) Answers






Name: _____

Date: _____

Score: _____

Determine the frequency, relative frequency and percentage (one place) of each item.



Item	Frequency	Relative Frequency	Percentage
	51	$\frac{51}{200}$	25.5%
	56	$\frac{56}{200} = \frac{7}{25}$	28%
	46	$\frac{46}{200} = \frac{23}{100}$	23%
	34	$\frac{34}{200} = \frac{17}{100}$	17%
	13	$\frac{13}{200}$	6.5%


Easter Egg Frequencies (J)






Name: _____

Date: _____

Score: _____

Determine the frequency, relative frequency and percentage (one place) of each item.



Item	Frequency	Relative Frequency	Percentage
			
			
			
			
			


Easter Egg Frequencies (J) Answers






Name: _____

Date: _____

Score: _____

Determine the frequency, relative frequency and percentage (one place) of each item.



Item	Frequency	Relative Frequency	Percentage
	34	$\frac{34}{200} = \frac{17}{100}$	17%
	29	$\frac{29}{200}$	14.5%
	51	$\frac{51}{200}$	25.5%
	47	$\frac{47}{200}$	23.5%
	39	$\frac{39}{200}$	19.5%