


# Easter Item Frequencies (B)





Name: \_\_\_\_\_

Date: \_\_\_\_\_

Score: \_\_\_\_\_

Determine the frequency, relative frequency and percentage (one place) of each item.



Item	Frequency	Relative Frequency	Percentage
			
			
			
			


# Easter Item Frequencies (B) Answers






Name: \_\_\_\_\_

Date: \_\_\_\_\_

Score: \_\_\_\_\_

Determine the frequency, relative frequency and percentage (one place) of each item.



Item	Frequency	Relative Frequency	Percentage
	35	$\frac{35}{180} = \frac{7}{36}$	19.4%
	48	$\frac{48}{180} = \frac{4}{15}$	26.7%
	36	$\frac{36}{180} = \frac{1}{5}$	20%
	19	$\frac{19}{180}$	10.6%
	42	$\frac{42}{180} = \frac{7}{30}$	23.3%