


Easter Item Frequencies (A)





Name: _____

Date: _____

Score: _____

Determine the frequency, relative frequency and percentage (one place) of each item.



Item	Frequency	Relative Frequency	Percentage
			
			
			
			


Easter Item Frequencies (A) Answers






Name: _____

Date: _____

Score: _____

Determine the frequency, relative frequency and percentage (one place) of each item.



Item	Frequency	Relative Frequency	Percentage
	41	$\frac{41}{180}$	22.8%
	25	$\frac{25}{180} = \frac{5}{36}$	13.9%
	55	$\frac{55}{180} = \frac{11}{36}$	30.6%
	38	$\frac{38}{180} = \frac{19}{90}$	21.1%
	21	$\frac{21}{180} = \frac{7}{60}$	11.7%


Easter Item Frequencies (B)





Name: _____

Date: _____

Score: _____

Determine the frequency, relative frequency and percentage (one place) of each item.



Item	Frequency	Relative Frequency	Percentage
			
			
			
			


Easter Item Frequencies (B) Answers






Name: _____

Date: _____

Score: _____

Determine the frequency, relative frequency and percentage (one place) of each item.



Item	Frequency	Relative Frequency	Percentage
	35	$\frac{35}{180} = \frac{7}{36}$	19.4%
	48	$\frac{48}{180} = \frac{4}{15}$	26.7%
	36	$\frac{36}{180} = \frac{1}{5}$	20%
	19	$\frac{19}{180}$	10.6%
	42	$\frac{42}{180} = \frac{7}{30}$	23.3%


Easter Item Frequencies (C)





Name: _____

Date: _____

Score: _____

Determine the frequency, relative frequency and percentage (one place) of each item.



Item	Frequency	Relative Frequency	Percentage
			
			
			
			


Easter Item Frequencies (C) Answers






Name: _____

Date: _____

Score: _____

Determine the frequency, relative frequency and percentage (one place) of each item.



Item	Frequency	Relative Frequency	Percentage
	48	$\frac{48}{180} = \frac{4}{15}$	26.7%
	34	$\frac{34}{180} = \frac{17}{90}$	18.9%
	46	$\frac{46}{180} = \frac{23}{90}$	25.6%
	22	$\frac{22}{180} = \frac{11}{90}$	12.2%
	30	$\frac{30}{180} = \frac{1}{6}$	16.7%


Easter Item Frequencies (D)





Name: _____

Date: _____

Score: _____

Determine the frequency, relative frequency and percentage (one place) of each item.



Item	Frequency	Relative Frequency	Percentage
			
			
			
			


Easter Item Frequencies (D) Answers






Name: _____

Date: _____

Score: _____

Determine the frequency, relative frequency and percentage (one place) of each item.



Item	Frequency	Relative Frequency	Percentage
	32	$\frac{32}{180} = \frac{8}{45}$	17.8%
	45	$\frac{45}{180} = \frac{1}{4}$	25%
	22	$\frac{22}{180} = \frac{11}{90}$	12.2%
	29	$\frac{29}{180}$	16.1%
	52	$\frac{52}{180} = \frac{13}{45}$	28.9%


Easter Item Frequencies (E)





Name: _____

Date: _____

Score: _____

Determine the frequency, relative frequency and percentage (one place) of each item.



Item	Frequency	Relative Frequency	Percentage
			
			
			
			


Easter Item Frequencies (E) Answers






Name: _____

Date: _____

Score: _____

Determine the frequency, relative frequency and percentage (one place) of each item.



Item	Frequency	Relative Frequency	Percentage
	48	$\frac{48}{180} = \frac{4}{15}$	26.7%
	42	$\frac{42}{180} = \frac{7}{30}$	23.3%
	41	$\frac{41}{180}$	22.8%
	41	$\frac{41}{180}$	22.8%
	8	$\frac{8}{180} = \frac{2}{45}$	4.4%


Easter Item Frequencies (F)





Name: _____

Date: _____

Score: _____

Determine the frequency, relative frequency and percentage (one place) of each item.



Item	Frequency	Relative Frequency	Percentage
			
			
			
			


Easter Item Frequencies (F) Answers






Name: _____

Date: _____

Score: _____

Determine the frequency, relative frequency and percentage (one place) of each item.



Item	Frequency	Relative Frequency	Percentage
	33	$\frac{33}{180} = \frac{11}{60}$	18.3%
	41	$\frac{41}{180}$	22.8%
	15	$\frac{15}{180} = \frac{1}{12}$	8.3%
	24	$\frac{24}{180} = \frac{2}{15}$	13.3%
	67	$\frac{67}{180}$	37.2%


Easter Item Frequencies (G)





Name: _____

Date: _____

Score: _____

Determine the frequency, relative frequency and percentage (one place) of each item.



Item	Frequency	Relative Frequency	Percentage
			
			
			
			


Easter Item Frequencies (G) Answers






Name: _____

Date: _____

Score: _____

Determine the frequency, relative frequency and percentage (one place) of each item.



Item	Frequency	Relative Frequency	Percentage
	43	$\frac{43}{180}$	23.9%
	34	$\frac{34}{180} = \frac{17}{90}$	18.9%
	46	$\frac{46}{180} = \frac{23}{90}$	25.6%
	24	$\frac{24}{180} = \frac{2}{15}$	13.3%
	33	$\frac{33}{180} = \frac{11}{60}$	18.3%


Easter Item Frequencies (H)






Name: _____

Date: _____

Score: _____

Determine the frequency, relative frequency and percentage (one place) of each item.



Item	Frequency	Relative Frequency	Percentage
			
			
			
			
			


Easter Item Frequencies (H) Answers






Name: _____

Date: _____

Score: _____

Determine the frequency, relative frequency and percentage (one place) of each item.



Item	Frequency	Relative Frequency	Percentage
	46	$\frac{46}{180} = \frac{23}{90}$	25.6%
	49	$\frac{49}{180}$	27.2%
	36	$\frac{36}{180} = \frac{1}{5}$	20%
	20	$\frac{20}{180} = \frac{1}{9}$	11.1%
	29	$\frac{29}{180}$	16.1%


Easter Item Frequencies (I)





Name: _____

Date: _____

Score: _____

Determine the frequency, relative frequency and percentage (one place) of each item.



Item	Frequency	Relative Frequency	Percentage
			
			
			
			


Easter Item Frequencies (I) Answers






Name: _____

Date: _____

Score: _____

Determine the frequency, relative frequency and percentage (one place) of each item.



Item	Frequency	Relative Frequency	Percentage
	24	$\frac{24}{180} = \frac{2}{15}$	13.3%
	21	$\frac{21}{180} = \frac{7}{60}$	11.7%
	54	$\frac{54}{180} = \frac{3}{10}$	30%
	28	$\frac{28}{180} = \frac{7}{45}$	15.6%
	53	$\frac{53}{180}$	29.4%


Easter Item Frequencies (J)





Name: _____

Date: _____

Score: _____

Determine the frequency, relative frequency and percentage (one place) of each item.



Item	Frequency	Relative Frequency	Percentage
			
			
			
			


Easter Item Frequencies (J) Answers






Name: _____

Date: _____

Score: _____

Determine the frequency, relative frequency and percentage (one place) of each item.



Item	Frequency	Relative Frequency	Percentage
	23	$\frac{23}{180}$	12.8%
	30	$\frac{30}{180} = \frac{1}{6}$	16.7%
	34	$\frac{34}{180} = \frac{17}{90}$	18.9%
	53	$\frac{53}{180}$	29.4%
	40	$\frac{40}{180} = \frac{2}{9}$	22.2%