






Easter Rabbit Frequencies (G)

Name: _____ Date: _____ Score: _____

Determine the frequency, relative frequency and percentage (one place) of each item.



Item	Frequency	Relative Frequency	Percentage
			
			
			
			
			

Easter Rabbit Frequencies (G) Answers






Name: _____

Date: _____

Score: _____

Determine the frequency, relative frequency and percentage (one place) of each item.



Item	Frequency	Relative Frequency	Percentage
	39	$\frac{39}{180} = \frac{13}{60}$	21.7%
	42	$\frac{42}{180} = \frac{7}{30}$	23.3%
	46	$\frac{46}{180} = \frac{23}{90}$	25.6%
	44	$\frac{44}{180} = \frac{11}{45}$	24.4%
	9	$\frac{9}{180} = \frac{1}{20}$	5%