

### Easter Rabbit Frequencies (H)






Name: \_\_\_\_\_ Date: \_\_\_\_\_ Score: \_\_\_\_\_

Name: \_\_\_\_\_ Date: \_\_\_\_\_ Score: \_\_\_\_\_

Name: \_\_\_\_\_ Date: \_\_\_\_\_ Score: \_\_\_\_\_

Determine the frequency, relative frequency and percentage (one place) of each item.



Item	Frequency	Relative Frequency	Percentage
			
			
			
			
			

# Easter Rabbit Frequencies (H) Answers






Name: \_\_\_\_\_

Date: \_\_\_\_\_

Score: \_\_\_\_\_

Determine the frequency, relative frequency and percentage (one place) of each item.



Item	Frequency	Relative Frequency	Percentage
	46	$\frac{46}{180} = \frac{23}{90}$	25.6%
	37	$\frac{37}{180}$	20.6%
	24	$\frac{24}{180} = \frac{2}{15}$	13.3%
	38	$\frac{38}{180} = \frac{19}{90}$	21.1%
	35	$\frac{35}{180} = \frac{7}{36}$	19.4%