



EASTER PICTURE PATTERNS CH

Cut and paste a picture that continues each pattern.


1.




2.





3.




4.



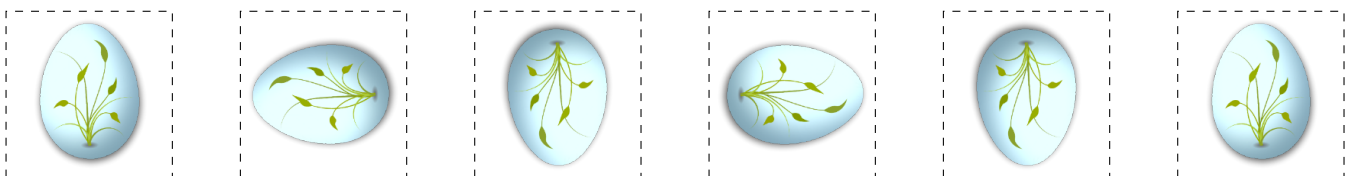
5.



6.



Cut-outs



Floral Image from Openclipart.org

HAPPY EASTER FROM MATH-DRILLS.COM!


EASTER PICTURE PATTERNS (HD) ANSWERS

Cut and paste a picture that continues each pattern.

1.




2.



3.




4.



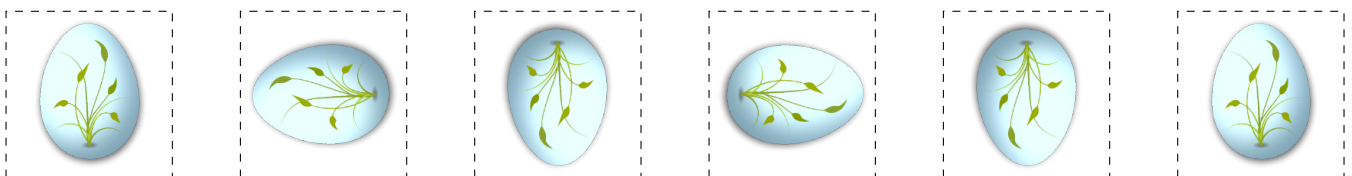
5.



6.



Cut-outs



Floral Image from Openclipart.org

HAPPY EASTER FROM MATH-DRILLS.COM!