

EASTER PICTURE PATTERNS (G)

Cut and paste a picture that continues each pattern.


1.




2.



3.




4.




5.



6.



Cut-outs



Floral Image from Openclipart.org

HAPPY EASTER FROM MATH-DRILLS.COM!

EASTER PICTURE PATTERNS (G) ANSWERS

Cut and paste a picture that continues each pattern.

1. A sequence of six Easter eggs. The first is small, the second and third are large, the fourth is small, the fifth is large, and the sixth is a dashed box containing a large egg. The pattern is small, large, large, small, large.

2. A sequence of six Easter eggs. The first is small, the second is large, the third is small, the fourth is large, the fifth is small, and the sixth is a dashed box containing a large egg. The pattern is small, large, small, large, small.

3. A sequence of six Easter eggs. The first is large, the second and third are small, the fourth is large, the fifth is small, and the sixth is a dashed box containing a small egg. The pattern is large, small, small, large, small.

4. A sequence of six Easter eggs. The first and second are small, the third and fourth are large, the fifth is small, and the sixth is a dashed box containing a small egg. The pattern is small, small, large, large, small.

5. A sequence of six Easter eggs. The first three are small, the fourth is large, the fifth is small, and the sixth is a dashed box containing a small egg. The pattern is small, small, small, large, small.

6. A sequence of six Easter eggs. The first two are large, the third is small, the fourth and fifth are large, and the sixth is a dashed box containing a small egg. The pattern is large, large, small, large, large.

Cut-outs



Floral Image from Openclipart.org

HAPPY EASTER FROM MATH-DRILLS.COM!