






EASTER PICTURE PATTERNS (C)

Cut and paste a picture that continues each pattern.




1.







2.






3.




4.






5.



6.



Cut-outs




Floral Image from Openclipart.org

HAPPY EASTER FROM MATH-DRILLS.COM!




EASTER PICTURE PATTERNS (C) ANSWERS

Cut and paste a picture that continues each pattern.


1.






2.





3.



4.






5.



6.



Cut-outs



Floral Image from Openclipart.org

HAPPY EASTER FROM MATH-DRILLS.COM!