



EASTER PICTURE PATTERNS (A)

Cut and paste a picture that continues each pattern.


1.



2.



3.




4.



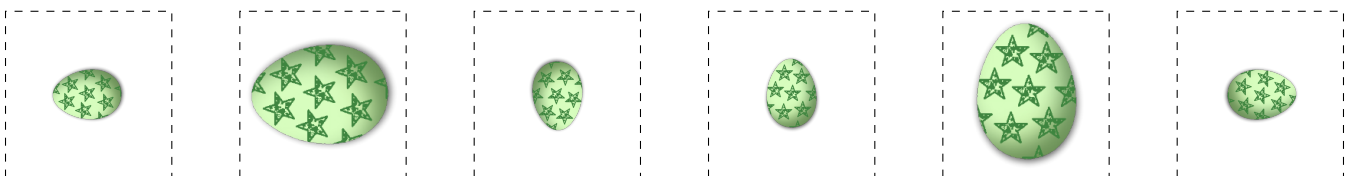
5.



6.



Cut-outs








Floral Image from Openclipart.org

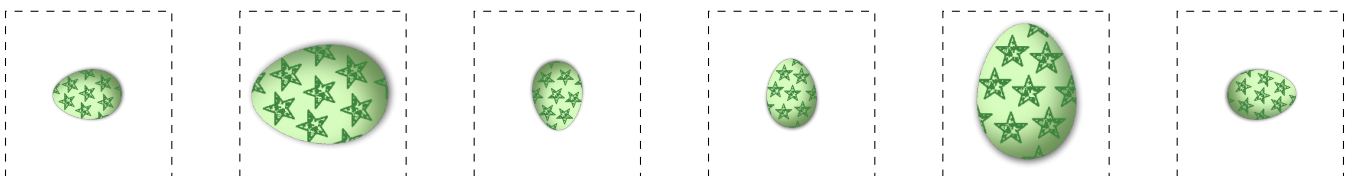
HAPPY EASTER FROM MATH-DRILLS.COM!

EASTER PICTURE PATTERNS (A) ANSWERS

Cut and paste a picture that continues each pattern.



Cut-outs



Floral Image from Openclipart.org

HAPPY EASTER FROM MATH-DRILLS.COM!