



# EASTER PICTURE PATTERNS C

Cut and paste a picture that continues each pattern.

1.



2.



3.



4.




5.



6.



Cut-outs



Floral Image from [Openclipart.org](http://Openclipart.org)

HAPPY EASTER FROM MATH-DRILLS.COM!

# EASTER PICTURE PATTERNS CD ANSWERS

Cut and paste a picture that continues each pattern.


1.



2.



3.



4.




5.



6.



Cut-outs



Floral Image from [Openclipart.org](http://Openclipart.org)

HAPPY EASTER FROM MATH-DRILLS.COM!