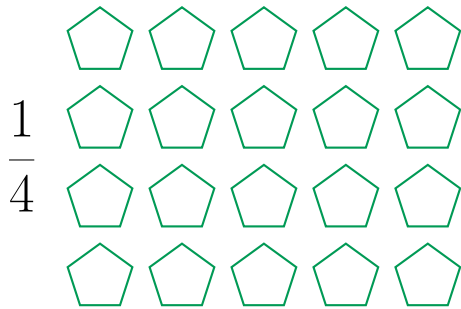


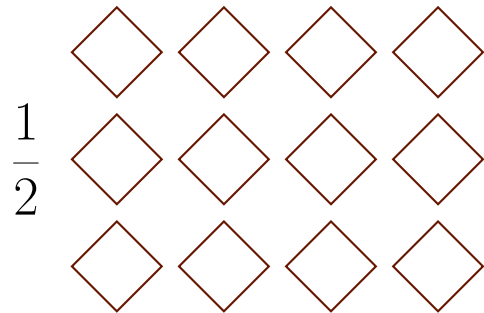
Coloring Fractions (A)

Color each group of shapes to represent each fraction.

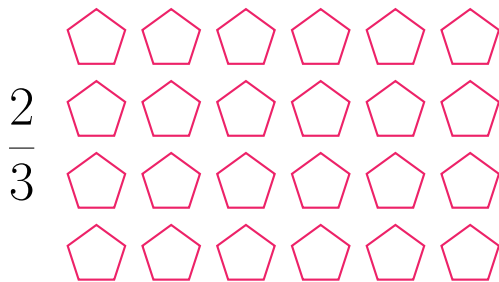
1.



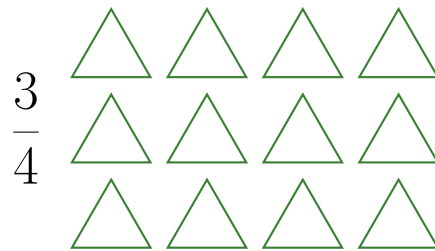
2.



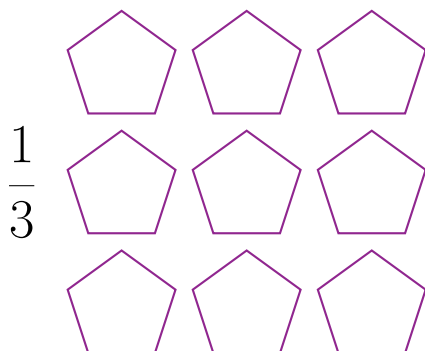
3.




4.



5.




6.




Coloring Fractions (A) Answers

Color each group of shapes to represent each fraction.


1.




2.




3.




4.



5.



6.




Coloring Fractions (B)

Color each group of shapes to represent each fraction.


1.

$$\frac{1}{2}$$




2.

$$\frac{1}{2}$$




3.

$$\frac{1}{4}$$




4.

$$\frac{1}{3}$$




5.

$$\frac{2}{3}$$



6.


$$\frac{3}{4}$$




Coloring Fractions (B) Answers

Color each group of shapes to represent each fraction.


1.




2.




3.




4.



5.



6.




Coloring Fractions (C)

Color each group of shapes to represent each fraction.


1.

$$\frac{3}{4}$$



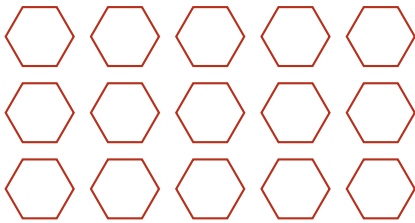
2.

$$\frac{1}{4}$$




3.

$$\frac{2}{3}$$




4.

$$\frac{1}{4}$$




5.

$$\frac{1}{3}$$



6.

$$\frac{1}{2}$$




Coloring Fractions (C) Answers

Color each group of shapes to represent each fraction.


1.

$$\frac{3}{4}$$




2.

$$\frac{1}{4}$$




3.

$$\frac{2}{3}$$




4.

$$\frac{1}{4}$$




5.

$$\frac{1}{3}$$



6.

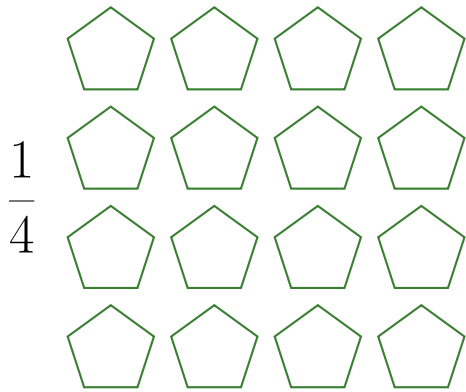
$$\frac{1}{2}$$




Coloring Fractions (D)

Color each group of shapes to represent each fraction.


1.




2.




3.




4.



5.



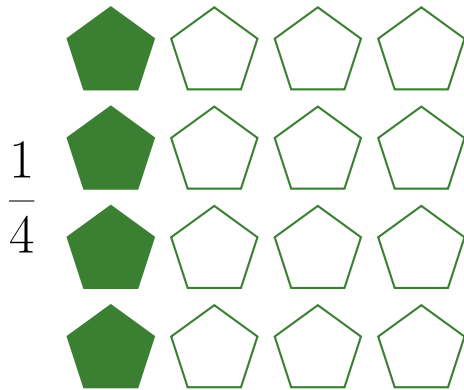
6.




Coloring Fractions (D) Answers

Color each group of shapes to represent each fraction.


1.




2.




3.




4.



5.




6.



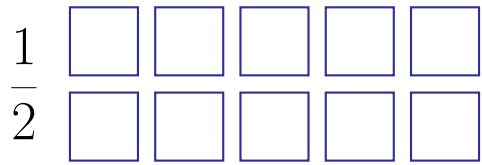
Coloring Fractions (E)

Color each group of shapes to represent each fraction.


1.




2.




3.




4.



5.




6.




Coloring Fractions (E) Answers

Color each group of shapes to represent each fraction.


1.




2.



3.




4.



5.



6.




Coloring Fractions (F)

Color each group of shapes to represent each fraction.


1.

$$\frac{1}{4}$$




2.

$$\frac{1}{3}$$



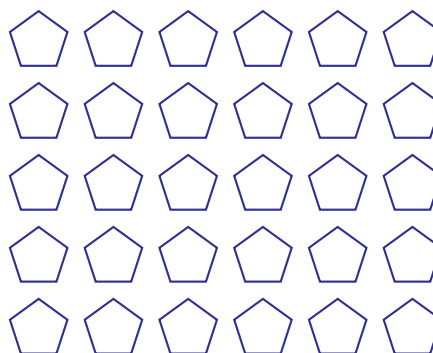
3.

$$\frac{3}{4}$$




4.

$$\frac{1}{2}$$




5.

$$\frac{3}{4}$$



6.


$$\frac{2}{3}$$




Coloring Fractions (F) Answers

Color each group of shapes to represent each fraction.

1.




2.



3.




4.



5.



6.

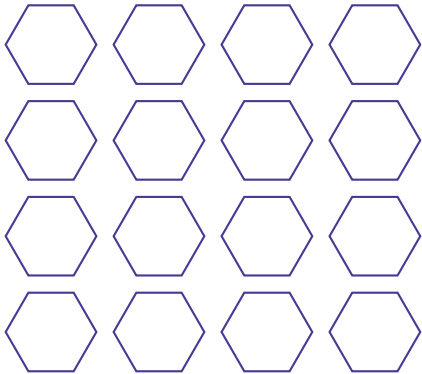


Coloring Fractions (G)

Color each group of shapes to represent each fraction.


1.

$$\frac{3}{4}$$




2.

$$\frac{1}{4}$$




3.

$$\frac{2}{3}$$




4.

$$\frac{1}{2}$$




5.

$$\frac{1}{3}$$



6.

$$\frac{2}{3}$$




Coloring Fractions (G) Answers

Color each group of shapes to represent each fraction.

1.




2.



3.




4.



5.



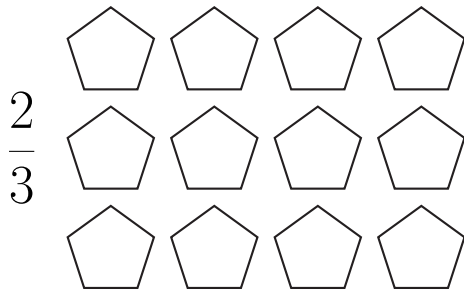
6.




Coloring Fractions (H)

Color each group of shapes to represent each fraction.


1.




2.




3.




4.



5.



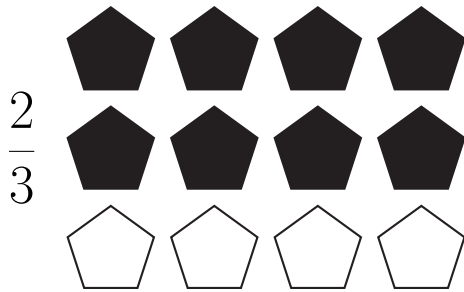
6.




Coloring Fractions (H) Answers

Color each group of shapes to represent each fraction.


1.




2.




3.




4.



5.



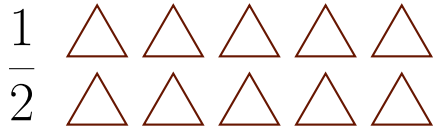
6.



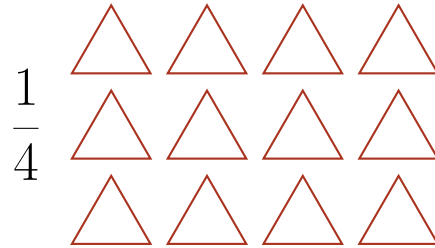
Coloring Fractions (I)

Color each group of shapes to represent each fraction.


1.




2.




3.




4.



5.





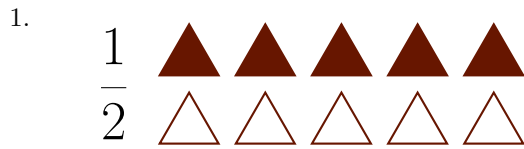


6.



Coloring Fractions (I) Answers

Color each group of shapes to represent each fraction.




Coloring Fractions (J)

Color each group of shapes to represent each fraction.

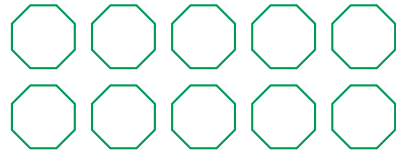
1.

$$\frac{1}{4}$$



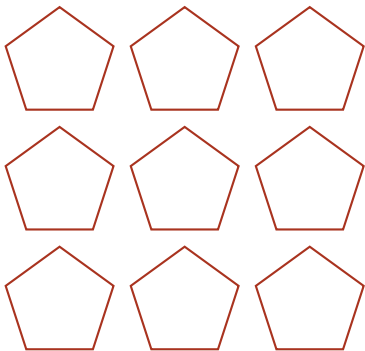
2.

$$\frac{1}{2}$$




3.

$$\frac{2}{3}$$




4.

$$\frac{1}{3}$$




5.

$$\frac{1}{2}$$



6.

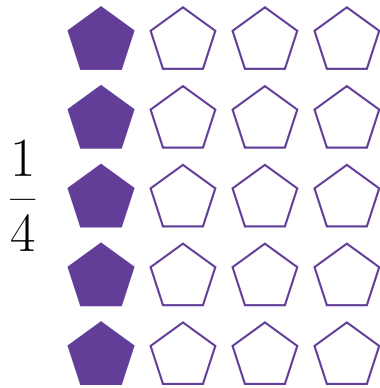
$$\frac{3}{4}$$




Coloring Fractions (J) Answers

Color each group of shapes to represent each fraction.


1.




2.




3.



4.



5.



6.

