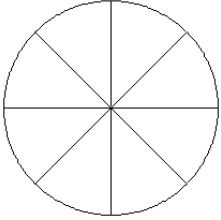


Fraction Models (E)

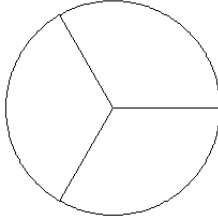
Color sections of each circle to model each fraction.

1.



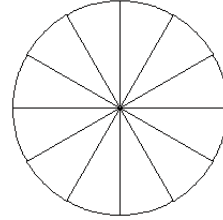
$$\frac{6}{8}$$

2.



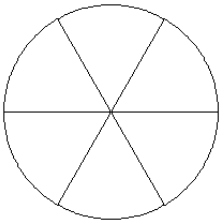
$$\frac{1}{3}$$

3.



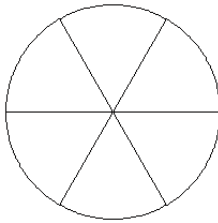
$$\frac{5}{12}$$

4.



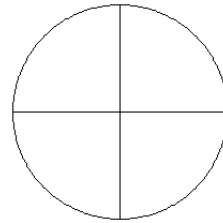
$$\frac{2}{6}$$

5.



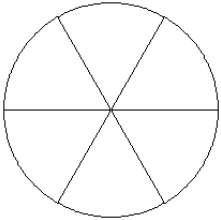
$$\frac{3}{6}$$

6.



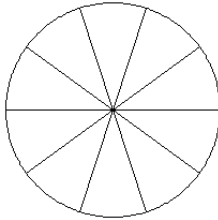
$$\frac{3}{4}$$

7.



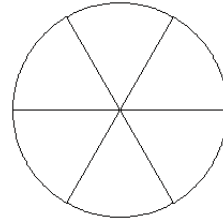
$$\frac{5}{6}$$

8.



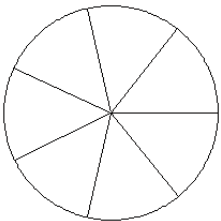
$$\frac{4}{10}$$

9.



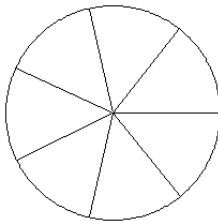
$$\frac{4}{6}$$

10.



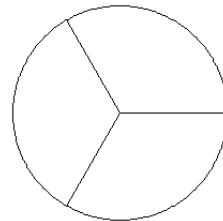
$$\frac{6}{7}$$

11.



$$\frac{3}{7}$$

12.

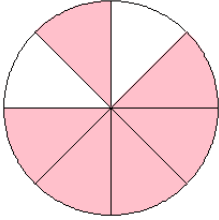


$$\frac{2}{3}$$

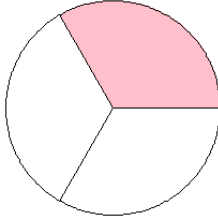
Fraction Models (E) Answers

Color sections of each circle to model each fraction.

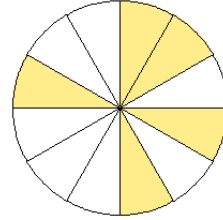
1.



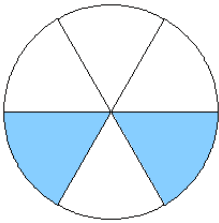
2.



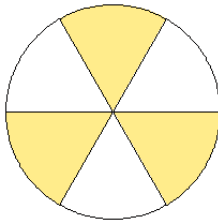
3.



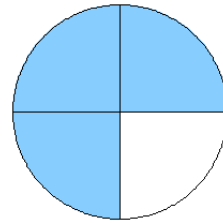
4.



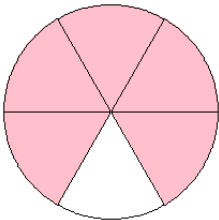
5.



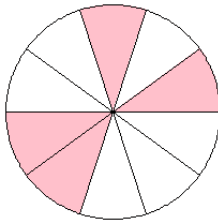
6.



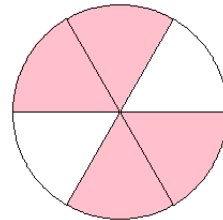
7.



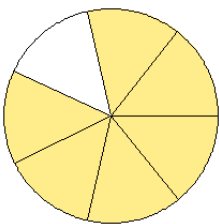
8.



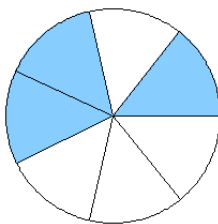
9.



10.



11.



12.

