





















HALLOWEEN PATTERNS

INSTRUCTIONS: CUT OUT THE FOUR PICTURES AT THE BOTTOM OF THE PAGE. CONTINUE EACH PATTERN WITH ONE OF THE PICTURES.

HAPPY HALLOWEEN FROM WWW.MATH-DRILLS.COM

				
---	---	---	--	---