

HALLOWEEN PATTERNS (A)

Cut and paste a picture that continues each pattern.


1.



2.




3.





4.



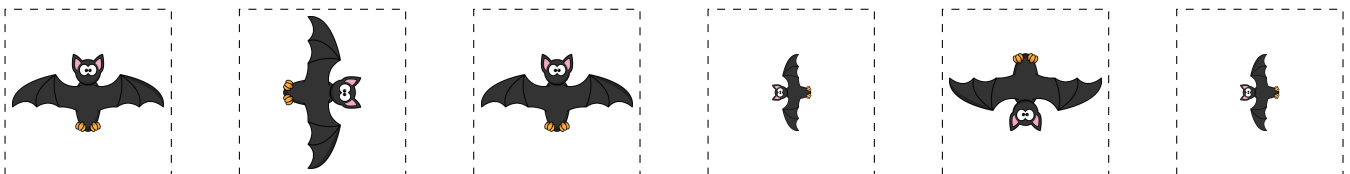
5.



6.



Cut-outs



Images from Openclipart.org

HAPPY HALLOWEEN FROM MATH-DRILLS.COM!