


# HALLOWEEN PATTERNS (C)

Cut and paste a picture that continues each pattern.


1.




2.




3.



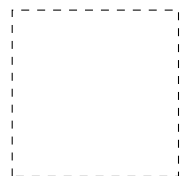
4.






5.



6.



Cut-outs

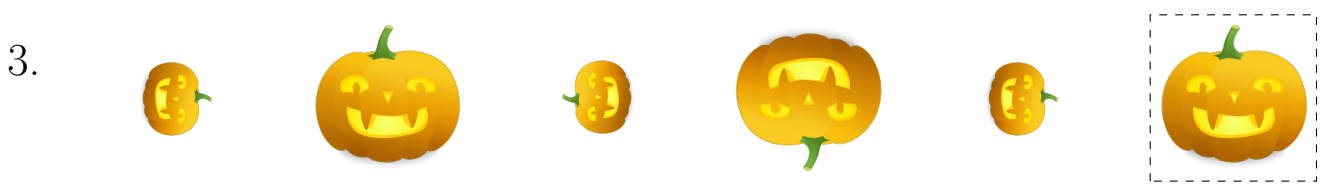



Images from [Openclipart.org](http://Openclipart.org)


HAPPY HALLOWEEN FROM MATH-DRILLS.COM!

# HALLOWEEN PATTERNS (C) ANSWERS

Cut and paste a picture that continues each pattern.



Cut-outs



Images from [Openclipart.org](http://Openclipart.org)

HAPPY HALLOWEEN FROM MATH-DRILLS.COM!