


HALLOWEEN PATTERNS (Q)

Cut and paste a picture that continues each pattern.

1.




2.




3.




4.




5.



6.



Cut-outs



Images from Openclipart.org

HAPPY HALLOWEEN FROM MATH-DRILLS.COM!

HALLOWEEN PATTERNS (Q) ANSWERS

Cut and paste a picture that continues each pattern.

1.



2.




3.




4.




5.



6.



Cut-outs



Images from Openclipart.org

HAPPY HALLOWEEN FROM MATH-DRILLS.COM!