







HALLOWEEN PATTERNS (H)

Cut and paste a picture that continues each pattern.



1.      

2.      

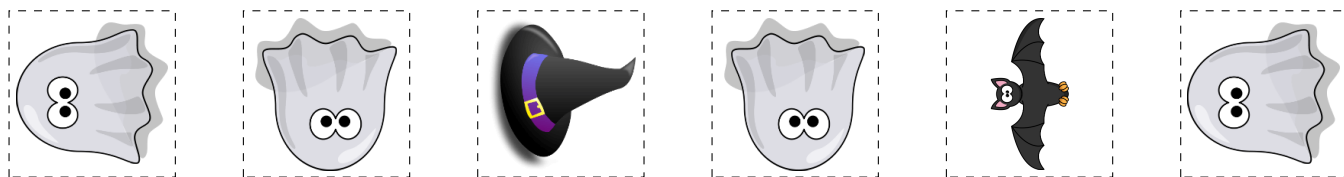
3.      

4.      

5.      

6.      

Cut-outs

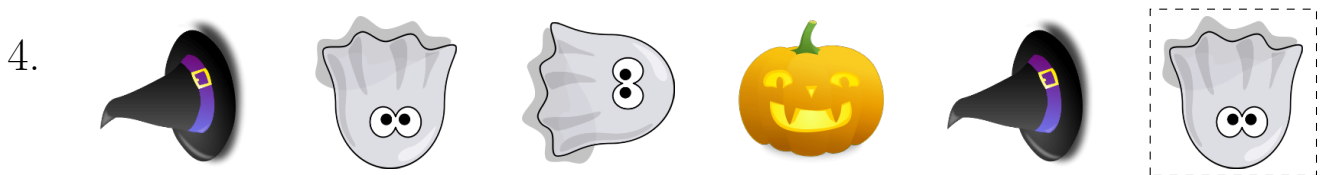


Images from Openclipart.org

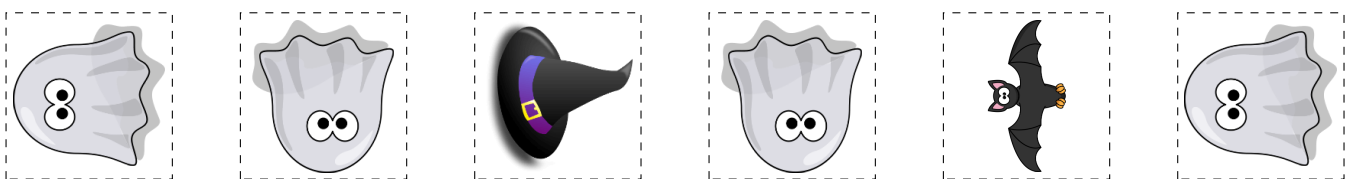
HAPPY HALLOWEEN FROM MATH-DRILLS.COM!

HALLOWEEN PATTERNS (H) ANSWERS

Cut and paste a picture that continues each pattern.



Cut-outs



Images from Openclipart.org

HAPPY HALLOWEEN FROM MATH-DRILLS.COM!