


HALLOWEEN PATTERNS (D)

Cut and paste a picture that continues each pattern.

1.



2.



3.




4.




5.



6.



Cut-outs



Images from Openclipart.org

HAPPY HALLOWEEN FROM MATH-DRILLS.COM!

HALLOWEEN PATTERNS (D) ANSWERS

Cut and paste a picture that continues each pattern.

1.



2.




3.




4.



5.



6.



Cut-outs



Images from Openclipart.org

HAPPY HALLOWEEN FROM MATH-DRILLS.COM!