



HALLOWEEN PATTERNS (A)

Cut and paste a picture that continues each pattern.


1.




2.




3.




4.



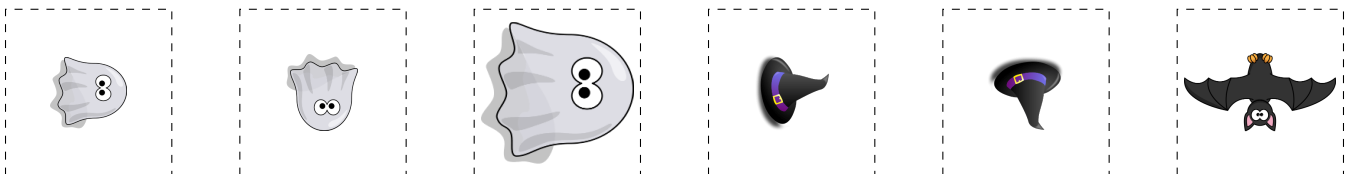
5.



6.



Cut-outs



Images from Openclipart.org

HAPPY HALLOWEEN FROM MATH-DRILLS.COM!


HALLOWEEN PATTERNS (A) ANSWERS

Cut and paste a picture that continues each pattern.


1.



2.



3.



4.



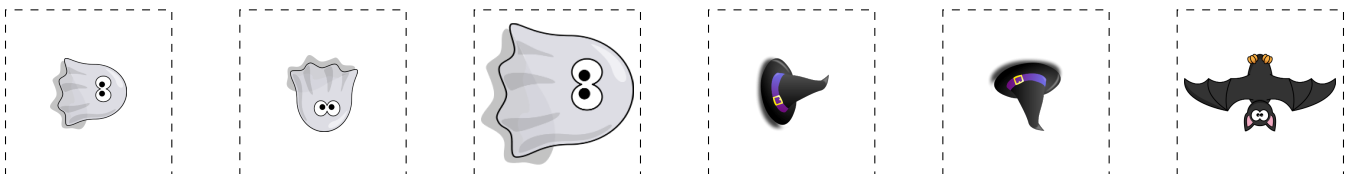
5.



6.



Cut-outs



Images from Openclipart.org

HAPPY HALLOWEEN FROM MATH-DRILLS.COM!

HALLOWEEN PATTERNS (B)

Cut and paste a picture that continues each pattern.

1.



2.



3.



4.



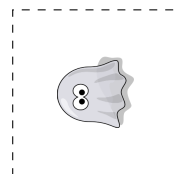
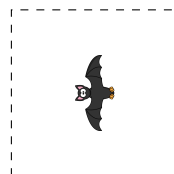
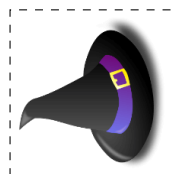
5.



6.



Cut-outs




Images from Openclipart.org

HAPPY HALLOWEEN FROM MATH-DRILLS.COM!


HALLOWEEN PATTERNS (B) ANSWERS

Cut and paste a picture that continues each pattern.

1.




2.




3.



4.




5.



6.



Cut-outs



Images from Openclipart.org

HAPPY HALLOWEEN FROM MATH-DRILLS.COM!


HALLOWEEN PATTERNS (C)

Cut and paste a picture that continues each pattern.

1.




2.




3.




4.




5.



6.



Cut-outs




Images from Openclipart.org

HAPPY HALLOWEEN FROM MATH-DRILLS.COM!

HALLOWEEN PATTERNS (C) ANSWERS

Cut and paste a picture that continues each pattern.


1.



2.




3.




4.



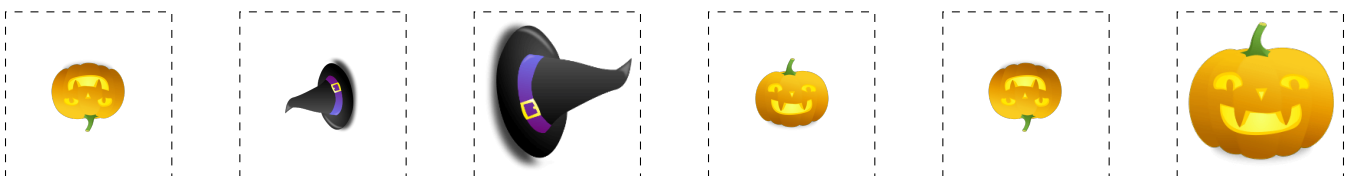
5.



6.



Cut-outs



Images from Openclipart.org

HAPPY HALLOWEEN FROM MATH-DRILLS.COM!

HALLOWEEN PATTERNS (D)

Cut and paste a picture that continues each pattern.

1.



2.



3.



4.



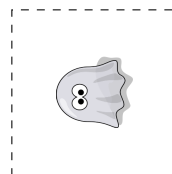
5.



6.



Cut-outs



Images from Openclipart.org

HAPPY HALLOWEEN FROM MATH-DRILLS.COM!


HALLOWEEN PATTERNS (D) ANSWERS

Cut and paste a picture that continues each pattern.

1.



2.




3.




4.




5.



6.



Cut-outs



Images from Openclipart.org

HAPPY HALLOWEEN FROM MATH-DRILLS.COM!

HALLOWEEN PATTERNS (E)

Cut and paste a picture that continues each pattern.

1.



2.



3.




4.



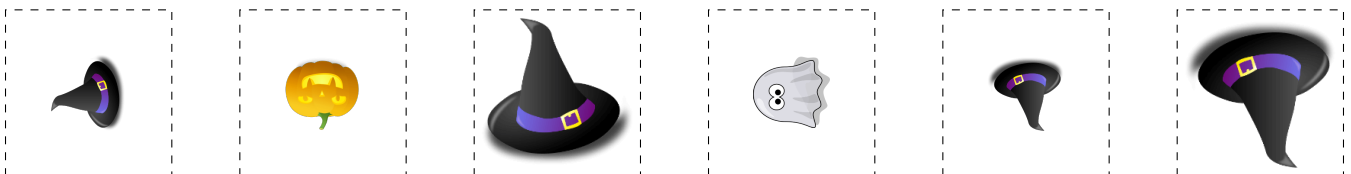
5.



6.



Cut-outs



Images from Openclipart.org

HAPPY HALLOWEEN FROM MATH-DRILLS.COM!

HALLOWEEN PATTERNS (E) ANSWERS

Cut and paste a picture that continues each pattern.

1.



2.



3.



4.



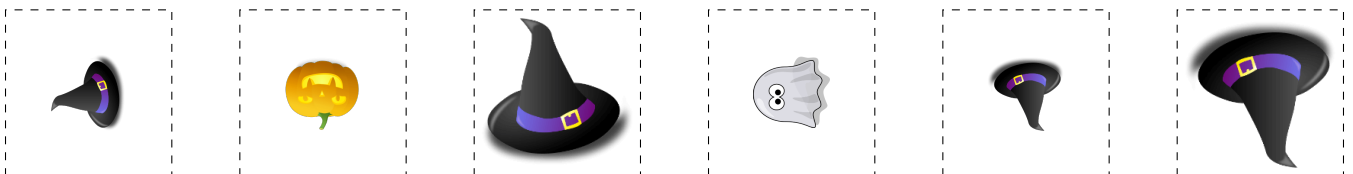
5.



6.



Cut-outs



Images from Openclipart.org

HAPPY HALLOWEEN FROM MATH-DRILLS.COM!


HALLOWEEN PATTERNS (F)

Cut and paste a picture that continues each pattern.

1.



2.



3.





4.




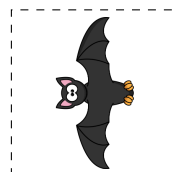
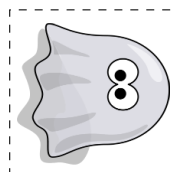
5.



6.



Cut-outs



Images from Openclipart.org

HAPPY HALLOWEEN FROM MATH-DRILLS.COM!

HALLOWEEN PATTERNS (F) ANSWERS

Cut and paste a picture that continues each pattern.

1.



2.



3.



4.



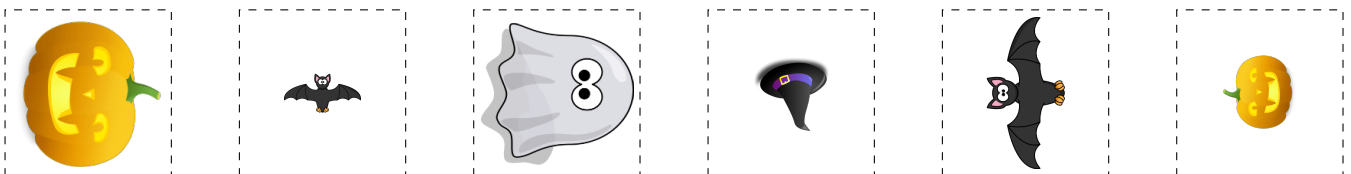
5.



6.



Cut-outs




Images from Openclipart.org

HAPPY HALLOWEEN FROM MATH-DRILLS.COM!


HALLOWEEN PATTERNS (Q)

Cut and paste a picture that continues each pattern.


1.




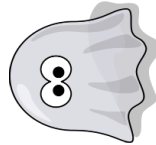
2.




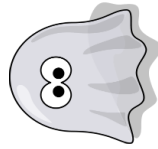
3.




4.




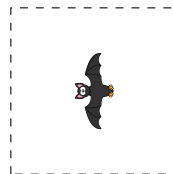

5.



6.



Cut-outs



Images from Openclipart.org

HAPPY HALLOWEEN FROM MATH-DRILLS.COM!

HALLOWEEN PATTERNS (Q) ANSWERS

Cut and paste a picture that continues each pattern.


1.




2.



3.



4.




5.



6.



Cut-outs



Images from Openclipart.org

HAPPY HALLOWEEN FROM MATH-DRILLS.COM!

HALLOWEEN PATTERNS (H)

Cut and paste a picture that continues each pattern.

1.



2.



3.



4.



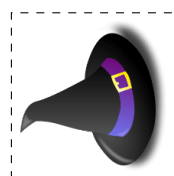
5.



6.



Cut-outs



Images from Openclipart.org

HAPPY HALLOWEEN FROM MATH-DRILLS.COM!

HALLOWEEN PATTERNS (H) ANSWERS

Cut and paste a picture that continues each pattern.


1.



2.



3.




4.




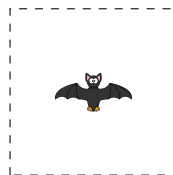
5.



6.



Cut-outs



Images from Openclipart.org

HAPPY HALLOWEEN FROM MATH-DRILLS.COM!

HALLOWEEN PATTERNS (1)

Cut and paste a picture that continues each pattern.

1.



2.



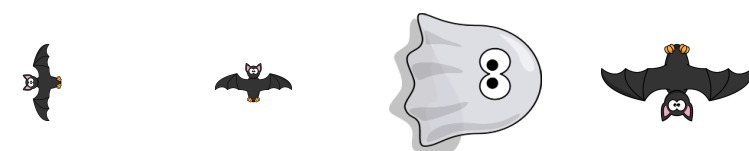
3.



4.



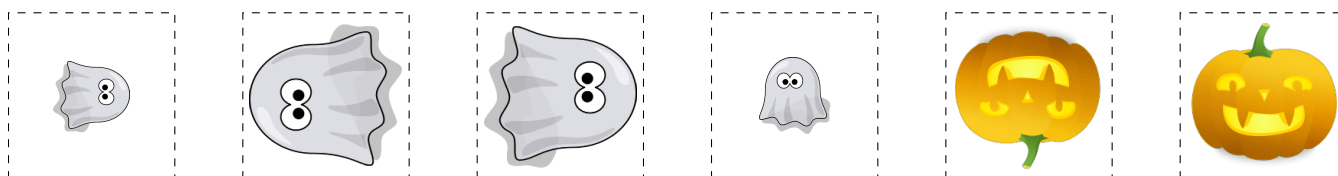
5.



6.



Cut-outs




Images from Openclipart.org

HAPPY HALLOWEEN FROM MATH-DRILLS.COM!


HALLOWEEN PATTERNS (D) ANSWERS

Cut and paste a picture that continues each pattern.

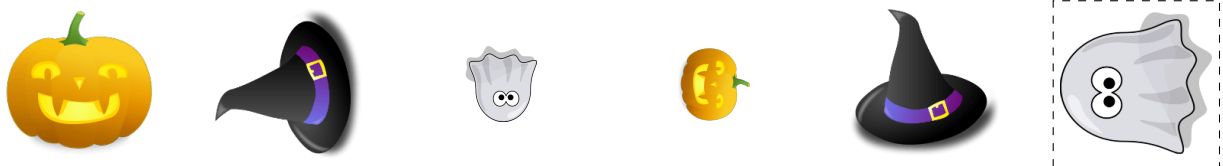
1.



2.



3.



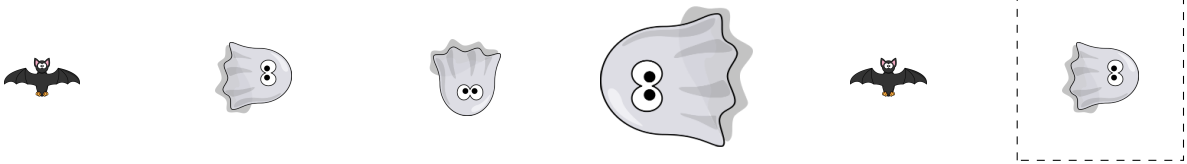
4.



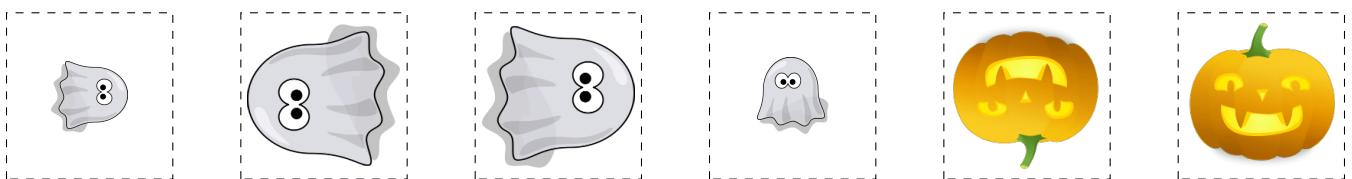
5.



6.



Cut-outs



Images from Openclipart.org

HAPPY HALLOWEEN FROM MATH-DRILLS.COM!

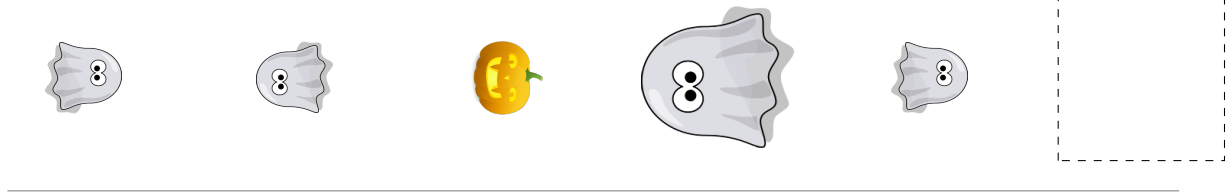
HALLOWEEN PATTERNS (J)

Cut and paste a picture that continues each pattern.

1.



2.



3.



4.



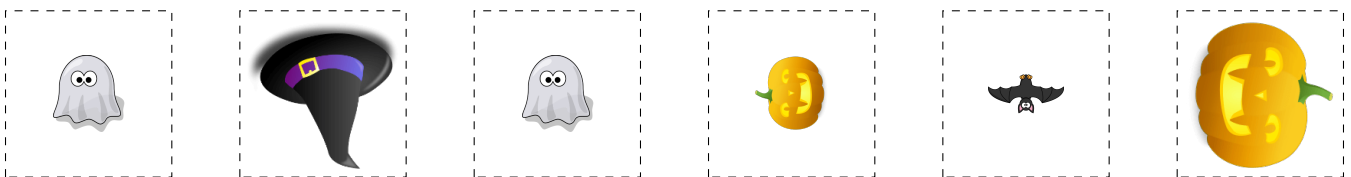
5.



6.



Cut-outs



Images from Openclipart.org

HAPPY HALLOWEEN FROM MATH-DRILLS.COM!

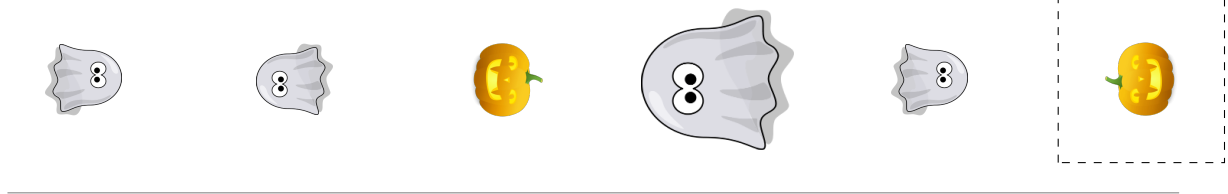
HALLOWEEN PATTERNS (J) ANSWERS

Cut and paste a picture that continues each pattern.


1.



2.



3.



4.



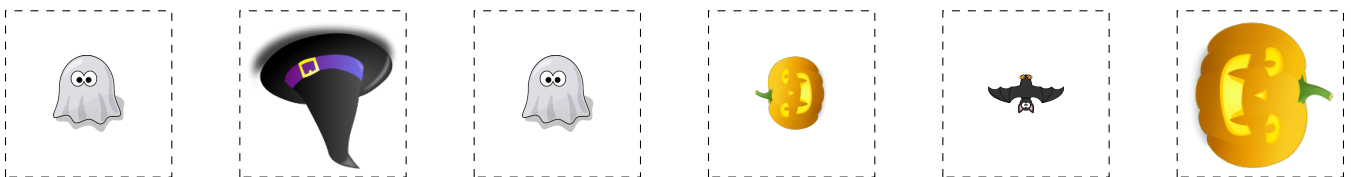
5.



6.



Cut-outs



Images from Openclipart.org

HAPPY HALLOWEEN FROM MATH-DRILLS.COM!