


HALLOWEEN PATTERNS (Q)

Cut and paste a picture that continues each pattern.

1.




2.




3.



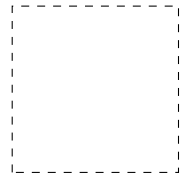
4.



5.



6.



Cut-outs




Images from Openclipart.org

HAPPY HALLOWEEN FROM MATH-DRILLS.COM!


HALLOWEEN PATTERNS (Q) ANSWERS

Cut and paste a picture that continues each pattern.


1.




2.



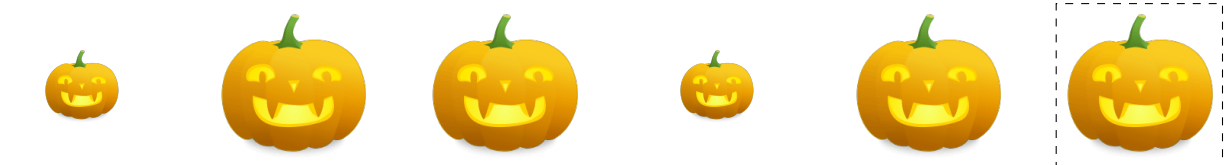
3.



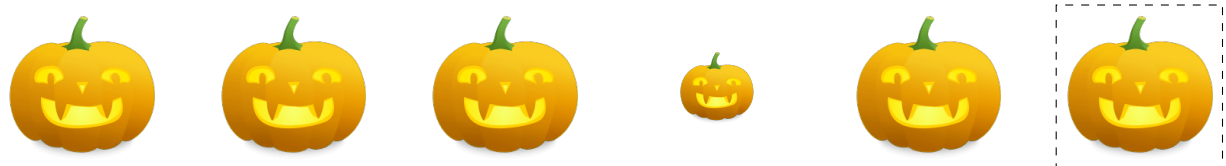
4.




5.



6.



Cut-outs



Images from [Openclipart.org](https://openclipart.org/)

HAPPY HALLOWEEN FROM MATH-DRILLS.COM!