



HALLOWEEN PATTERNS (H)

Cut and paste a picture that continues each pattern.


1.




2.




3.



4.




5.



6.



Cut-outs



Images from Openclipart.org

HAPPY HALLOWEEN FROM MATH-DRILLS.COM!

HALLOWEEN PATTERNS (H) ANSWERS

Cut and paste a picture that continues each pattern.

1.



2.




3.



4.



5.



6.



Cut-outs



Images from Openclipart.org

HAPPY HALLOWEEN FROM MATH-DRILLS.COM!