


# HALLOWEEN PATTERNS (A)

Cut and paste a picture that continues each pattern.


1.




2.



3.




4.



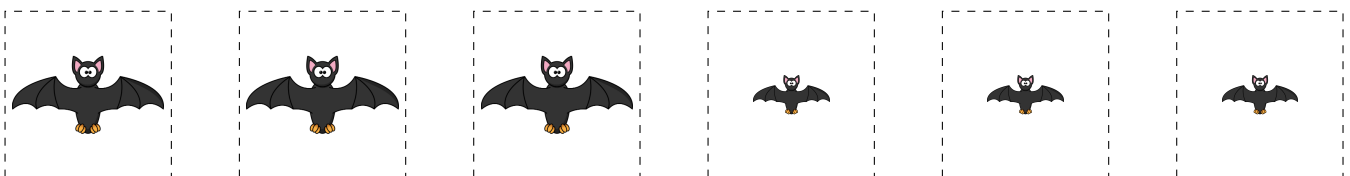
5.



6.



Cut-outs



Images from [Openclipart.org](http://Openclipart.org)

HAPPY HALLOWEEN FROM MATH-DRILLS.COM!

# HALLOWEEN PATTERNS (A) ANSWERS

Cut and paste a picture that continues each pattern.

1.



2.



3.



4.



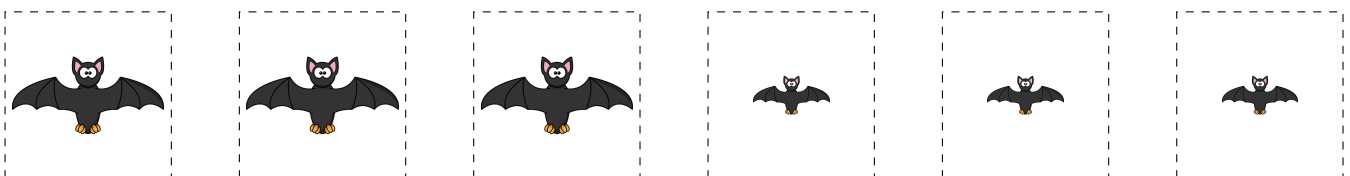
5.



6.



Cut-outs



Images from [Openclipart.org](http://Openclipart.org)

HAPPY HALLOWEEN FROM MATH-DRILLS.COM!

# HALLOWEEN PATTERNS (B)

Cut and paste a picture that continues each pattern.

1.



2.



3.



4.



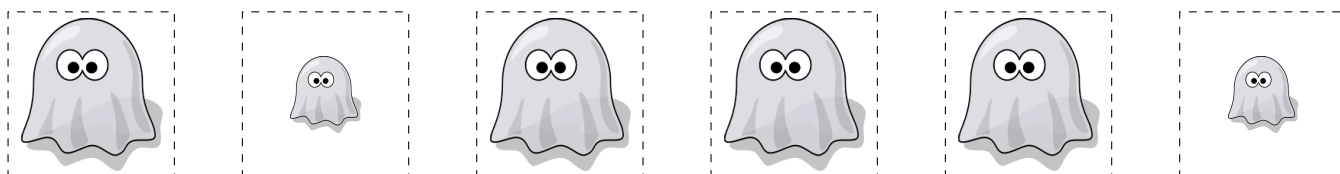
5.



6.



Cut-outs



Images from [Openclipart.org](http://Openclipart.org)

HAPPY HALLOWEEN FROM MATH-DRILLS.COM!

# HALLOWEEN PATTERNS (B) ANSWERS

Cut and paste a picture that continues each pattern.

1.




2.



3.



4.



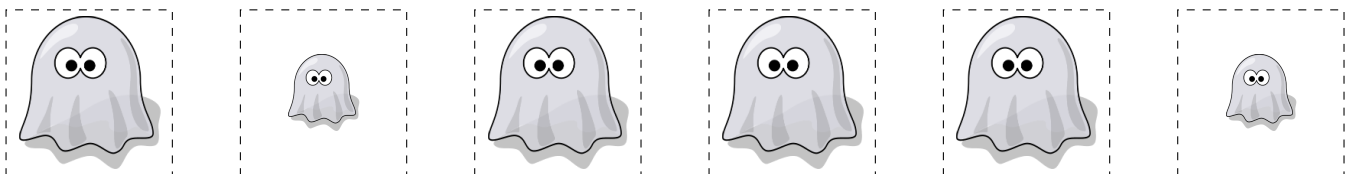
5.



6.



Cut-outs



Images from [Openclipart.org](http://Openclipart.org)

HAPPY HALLOWEEN FROM MATH-DRILLS.COM!


# HALLOWEEN PATTERNS (C)

Cut and paste a picture that continues each pattern.

1.




2.




3.




4.



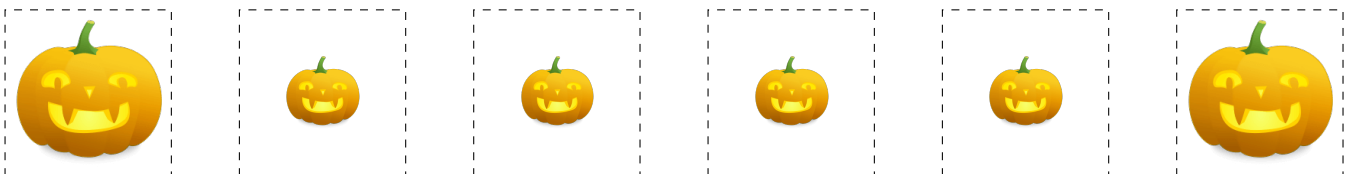
5.



6.



Cut-outs



Images from [Openclipart.org](http://Openclipart.org)

HAPPY HALLOWEEN FROM MATH-DRILLS.COM!


# HALLOWEEN PATTERNS (C) ANSWERS

Cut and paste a picture that continues each pattern.


1.




2.




3.




4.



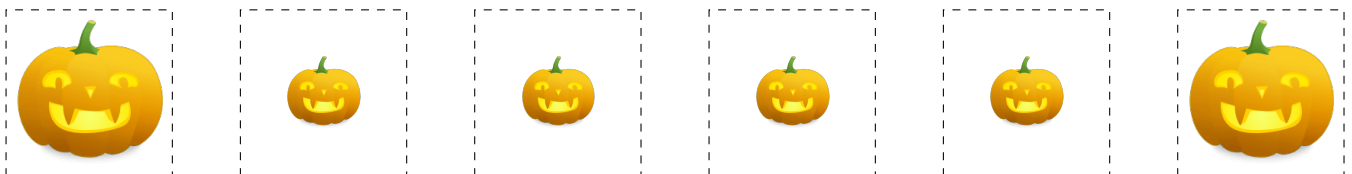
5.



6.



Cut-outs



Images from [Openclipart.org](http://Openclipart.org)

HAPPY HALLOWEEN FROM MATH-DRILLS.COM!

# HALLOWEEN PATTERNS (D)

Cut and paste a picture that continues each pattern.

1.



2.




3.



4.



5.



6.



Cut-outs



Images from [Openclipart.org](http://Openclipart.org)

HAPPY HALLOWEEN FROM MATH-DRILLS.COM!

# HALLOWEEN PATTERNS (D) ANSWERS

Cut and paste a picture that continues each pattern.


1.



2.



3.



4.



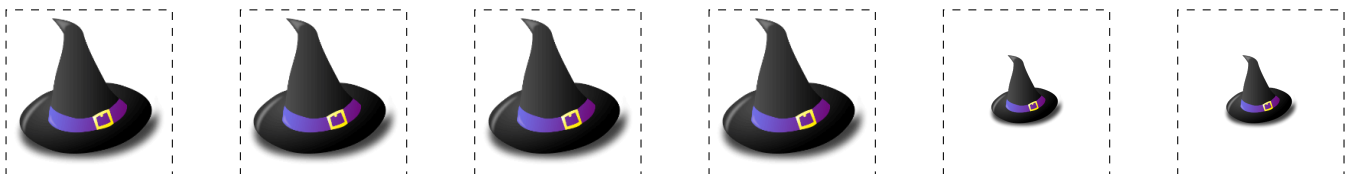
5.



6.



Cut-outs



Images from [Openclipart.org](http://Openclipart.org)

HAPPY HALLOWEEN FROM MATH-DRILLS.COM!




# HALLOWEEN PATTERNS (E)

Cut and paste a picture that continues each pattern.

1.




2.




3.




4.



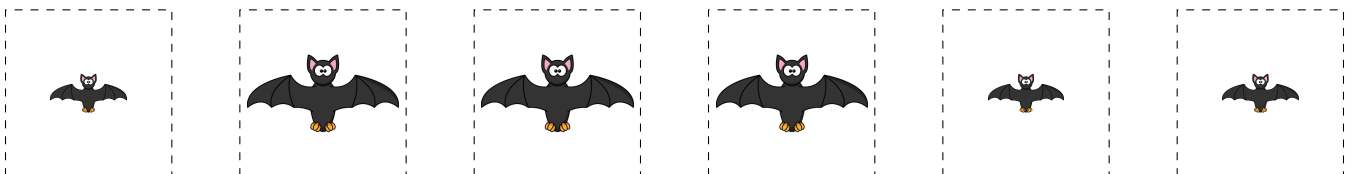
5.



6.



Cut-outs



Images from [Openclipart.org](http://Openclipart.org)

HAPPY HALLOWEEN FROM MATH-DRILLS.COM!

# HALLOWEEN PATTERNS (E) ANSWERS

Cut and paste a picture that continues each pattern.

1.



2.



3.



4.



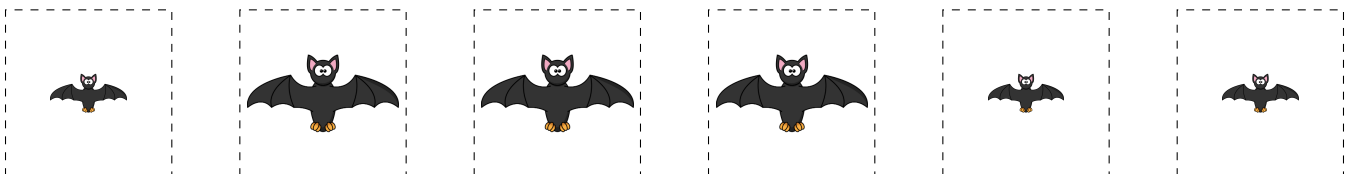
5.



6.



Cut-outs



Images from [Openclipart.org](http://Openclipart.org)

HAPPY HALLOWEEN FROM MATH-DRILLS.COM!


# HALLOWEEN PATTERNS (F)

Cut and paste a picture that continues each pattern.

1.




2.




3.




4.



5.



6.



Cut-outs



Images from [Openclipart.org](http://Openclipart.org)

HAPPY HALLOWEEN FROM MATH-DRILLS.COM!

# HALLOWEEN PATTERNS (F) ANSWERS

Cut and paste a picture that continues each pattern.

1.



2.



3.



4.



5.



6.



Cut-outs



Images from [Openclipart.org](http://Openclipart.org)

HAPPY HALLOWEEN FROM MATH-DRILLS.COM!


# HALLOWEEN PATTERNS (Q)

Cut and paste a picture that continues each pattern.

1.




2.




3.




4.



5.



6.



Cut-outs




Images from [Openclipart.org](http://Openclipart.org)

HAPPY HALLOWEEN FROM MATH-DRILLS.COM!


# HALLOWEEN PATTERNS (Q) ANSWERS

Cut and paste a picture that continues each pattern.


1.




2.




3.




4.




5.



6.



Cut-outs




Images from [Openclipart.org](http://Openclipart.org)

HAPPY HALLOWEEN FROM MATH-DRILLS.COM!


# HALLOWEEN PATTERNS (H)

Cut and paste a picture that continues each pattern.


1.




2.




3.




4.




5.



6.



Cut-outs



Images from [Openclipart.org](http://Openclipart.org)

HAPPY HALLOWEEN FROM MATH-DRILLS.COM!

# HALLOWEEN PATTERNS (H) ANSWERS

Cut and paste a picture that continues each pattern.

1.



2.




3.



4.



5.



6.



Cut-outs



Images from [Openclipart.org](http://Openclipart.org)

HAPPY HALLOWEEN FROM MATH-DRILLS.COM!



# HALLOWEEN PATTERNS (1)

Cut and paste a picture that continues each pattern.

1.



2.



3.



4.



5.



6.



Cut-outs



Images from [Openclipart.org](http://Openclipart.org)

HAPPY HALLOWEEN FROM MATH-DRILLS.COM!

# HALLOWEEN PATTERNS (D) ANSWERS

Cut and paste a picture that continues each pattern.

1.



2.



3.



4.





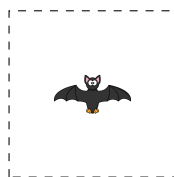
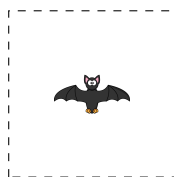

5.



6.



Cut-outs



Images from [Openclipart.org](http://Openclipart.org)

HAPPY HALLOWEEN FROM MATH-DRILLS.COM!

# HALLOWEEN PATTERNS (J)

Cut and paste a picture that continues each pattern.

1.



2.



3.



4.



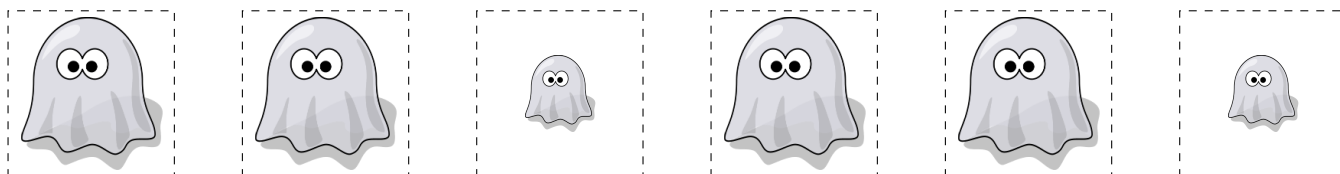
5.



6.



Cut-outs



Images from [Openclipart.org](http://Openclipart.org)

HAPPY HALLOWEEN FROM MATH-DRILLS.COM!

# HALLOWEEN PATTERNS (J) ANSWERS

Cut and paste a picture that continues each pattern.


1.



2.



3.



4.



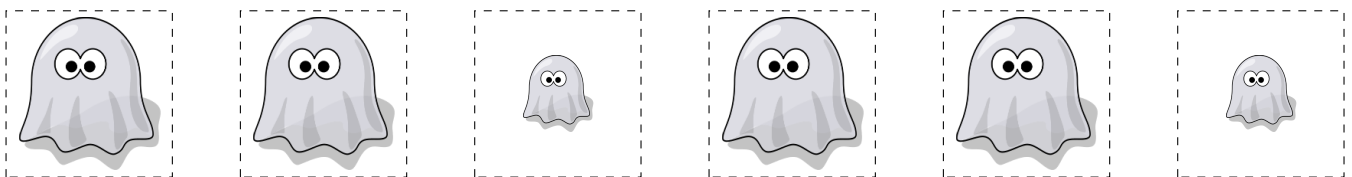
5.



6.



Cut-outs



Images from [Openclipart.org](http://Openclipart.org)

HAPPY HALLOWEEN FROM MATH-DRILLS.COM!