
















HALLOWEEN PATTERNS (A)





Cut and paste a picture that continues each pattern.







1.      

2.      


3.      

4.      

5.      

6.      

Cut-outs




Images from Openclipart.org

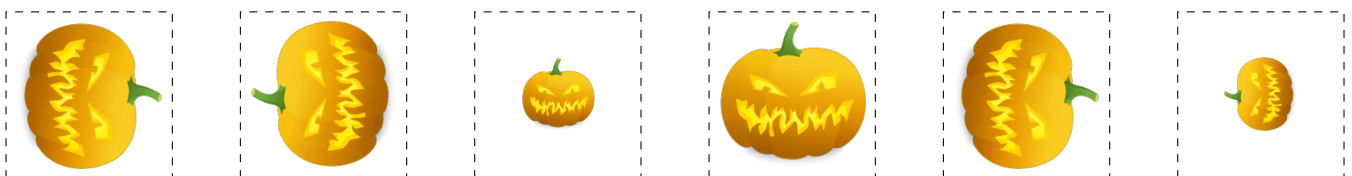
HAPPY HALLOWEEN FROM MATH-DRILLS.COM!

HALLOWEEN PATTERNS (A) ANSWERS

Cut and paste a picture that continues each pattern.



Cut-outs



Images from Openclipart.org

HAPPY HALLOWEEN FROM MATH-DRILLS.COM!