

HALLOWEEN PATTERNS (1)

Cut and paste a picture that continues each pattern.

1.



2.



3.



4.








5.



6.



Cut-outs



Images from Openclipart.org

HAPPY HALLOWEEN FROM MATH-DRILLS.COM!