


HALLOWEEN PATTERNS (F)

Cut and paste a picture that continues each pattern.


1.




2.




3.





4.



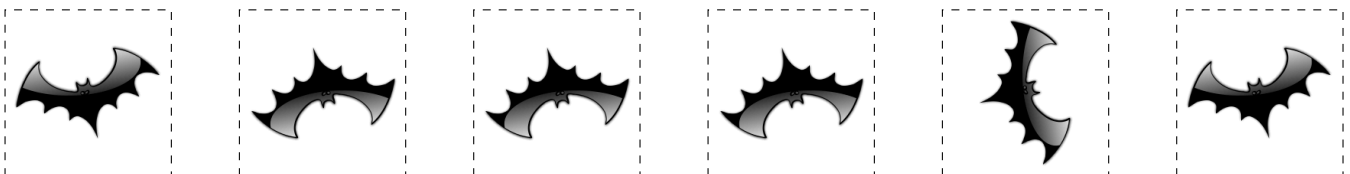
5.



6.



Cut-outs



Images from Openclipart.org

HAPPY HALLOWEEN FROM MATH-DRILLS.COM!


HALLOWEEN PATTERNS (F) ANSWERS

Cut and paste a picture that continues each pattern.


1.




2.




3.



4.



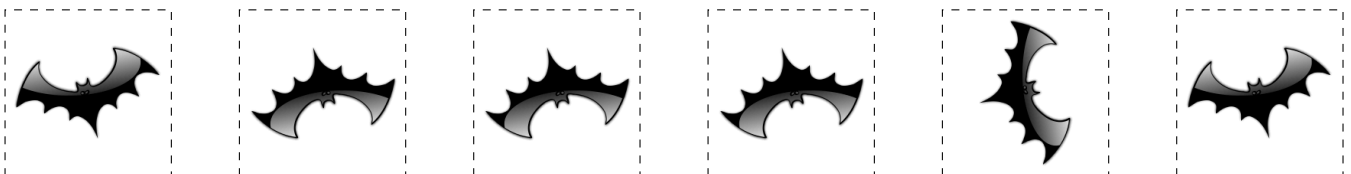
5.



6.



Cut-outs



Images from Openclipart.org

HAPPY HALLOWEEN FROM MATH-DRILLS.COM!