

HALLOWEEN PATTERNS (J)

Cut and paste a picture that continues each pattern.

1.



2.



3.



4.



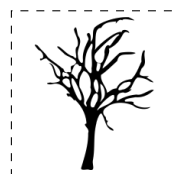
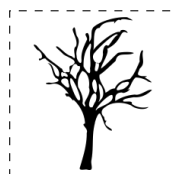

5.



6.



Cut-outs



Images from Openclipart.org

HAPPY HALLOWEEN FROM MATH-DRILLS.COM!

HALLOWEEN PATTERNS (J) ANSWERS

Cut and paste a picture that continues each pattern.


1.



2.



3.




4.



5.



6.



Cut-outs



Images from Openclipart.org

HAPPY HALLOWEEN FROM MATH-DRILLS.COM!