








# HALLOWEEN PATTERNS (A)


Cut and paste a picture that continues each pattern.







1.      

2.      

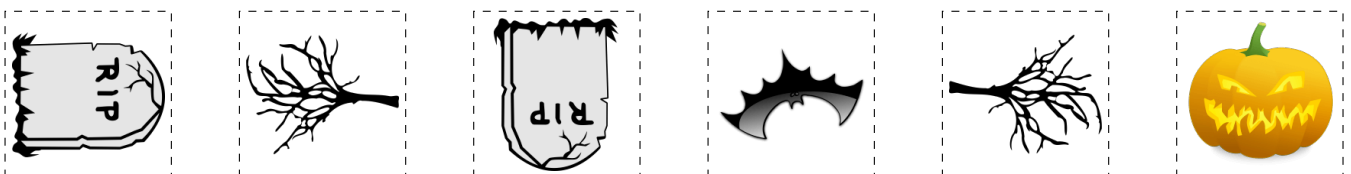
3.      

4.      

5.      

6.      

## Cut-outs



Images from [Openclipart.org](http://Openclipart.org)

HAPPY HALLOWEEN FROM MATH-DRILLS.COM!

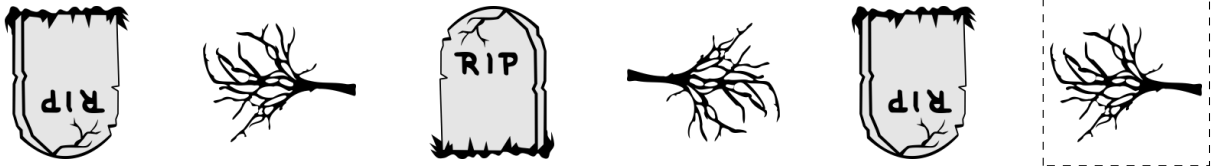
# HALLOWEEN PATTERNS (A) ANSWERS

Cut and paste a picture that continues each pattern.


1.



2.



3.



4.



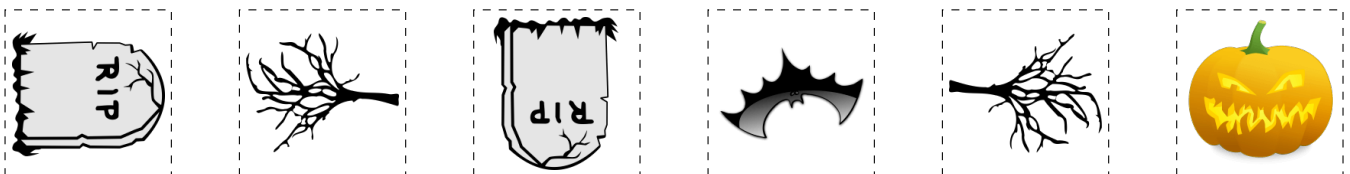
5.



6.



Cut-outs



Images from [Openclipart.org](http://Openclipart.org)

HAPPY HALLOWEEN FROM MATH-DRILLS.COM!