



HALLOWEEN PATTERNS (C)

Cut and paste a picture that continues each pattern.




1.




2.





3.



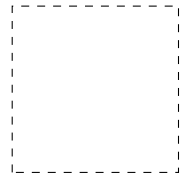
4.




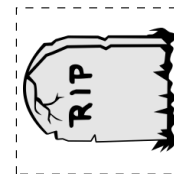

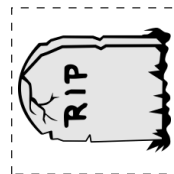

5.



6.



Cut-outs



Images from Openclipart.org

HAPPY HALLOWEEN FROM MATH-DRILLS.COM!