




# HALLOWEEN PATTERNS (E)

Cut and paste a picture that continues each pattern.

1.




2.





3.





4.





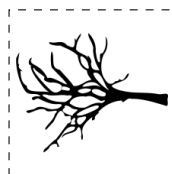

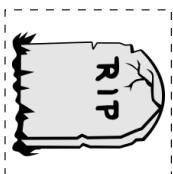
5.



6.



Cut-outs




Images from [Openclipart.org](http://Openclipart.org)

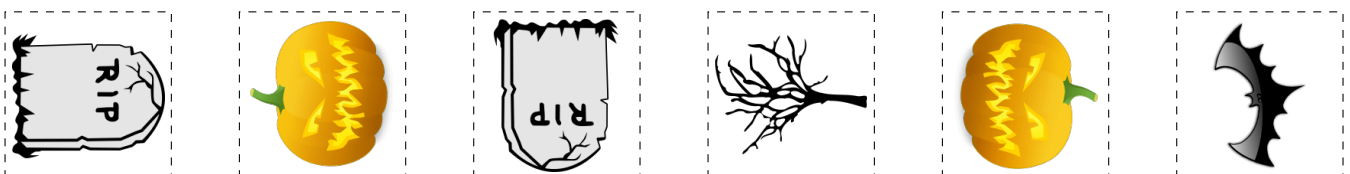
HAPPY HALLOWEEN FROM MATH-DRILLS.COM!

# HALLOWEEN PATTERNS (E) ANSWERS

Cut and paste a picture that continues each pattern.



Cut-outs



Images from [Openclipart.org](http://Openclipart.org)

HAPPY HALLOWEEN FROM MATH-DRILLS.COM!