


HALLOWEEN PATTERNS (Q)

Cut and paste a picture that continues each pattern.


1.






2.



3.



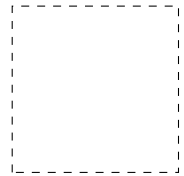
4.



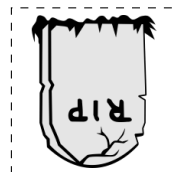



5.



6.



Cut-outs



Images from Openclipart.org

HAPPY HALLOWEEN FROM MATH-DRILLS.COM!