

# HALLOWEEN PATTERNS (A)

Cut and paste a picture that continues each pattern.


1.




2.




3.




4.



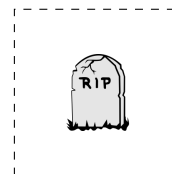
5.



6.



## Cut-outs



Images from Openclipart.org

HAPPY HALLOWEEN FROM MATH-DRILLS.COM!

# HALLOWEEN PATTERNS (A) ANSWERS

Cut and paste a picture that continues each pattern.

1.



2.




3.



4.



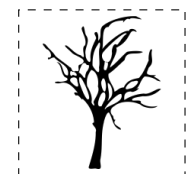
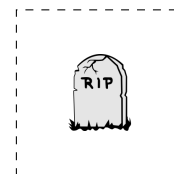
5.



6.



Cut-outs



Images from [Openclipart.org](http://Openclipart.org)

HAPPY HALLOWEEN FROM MATH-DRILLS.COM!