

HALLOWEEN PATTERNS (F)

Cut and paste a picture that continues each pattern.

1.



2.



3.



4.



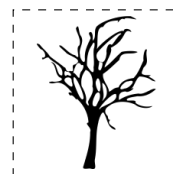

5.



6.



Cut-outs




Images from Openclipart.org

HAPPY HALLOWEEN FROM MATH-DRILLS.COM!

HALLOWEEN PATTERNS (F) ANSWERS

Cut and paste a picture that continues each pattern.

1.



2.



3.



4.



5.



6.



Cut-outs



Images from Openclipart.org

HAPPY HALLOWEEN FROM MATH-DRILLS.COM!