

# HALLOWEEN PATTERNS (F)

Cut and paste a picture that continues each pattern.

1.




2.



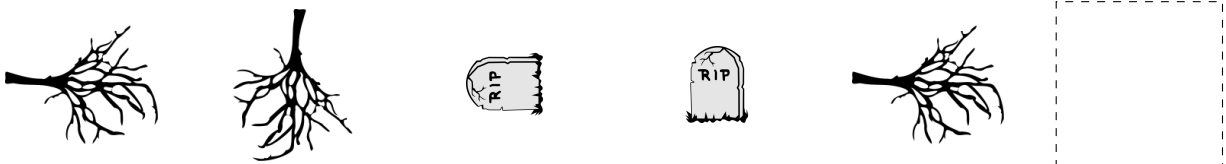
3.



4.



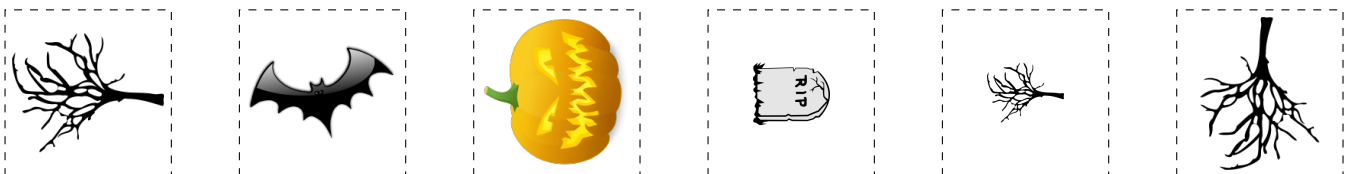
5.



6.



Cut-outs



Images from [Openclipart.org](http://Openclipart.org)

HAPPY HALLOWEEN FROM MATH-DRILLS.COM!

# HALLOWEEN PATTERNS (F) ANSWERS

Cut and paste a picture that continues each pattern.


1.




2.



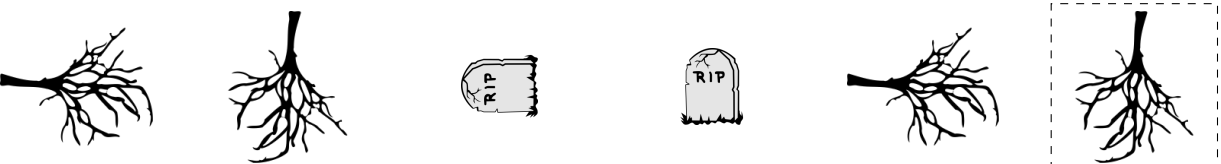
3.



4.



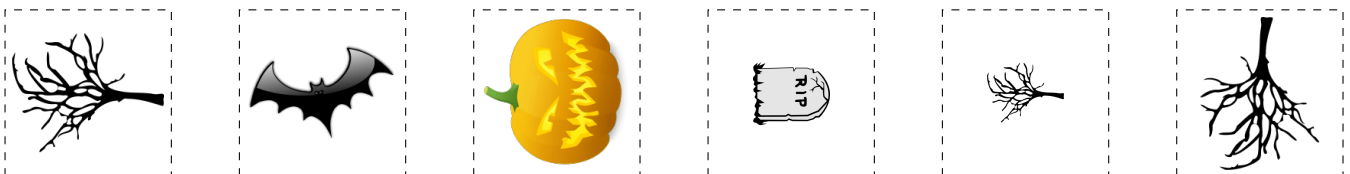
5.



6.



Cut-outs



Images from [Openclipart.org](http://Openclipart.org)

HAPPY HALLOWEEN FROM MATH-DRILLS.COM!